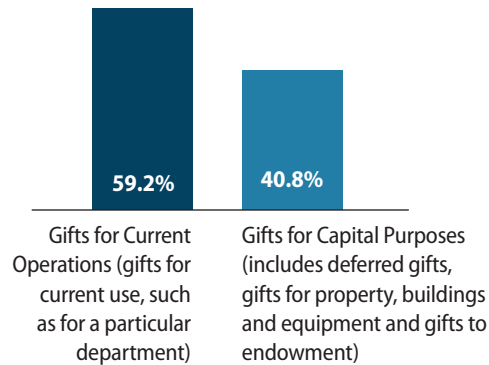


# Giving to U.S. Higher Education: A Snapshot

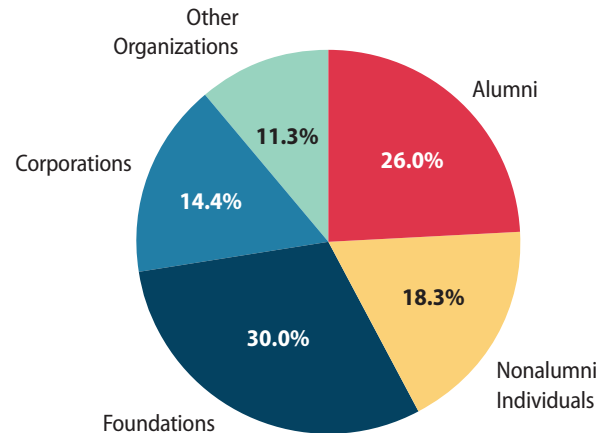
A total of \$46.73 billion in charitable contributions were made to U.S. colleges and universities in 2018.

## GIFTS TO CURRENT OPERATIONS VS. CAPITAL PURPOSES

Including cash, securities and property

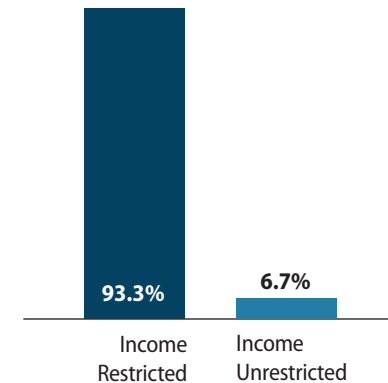


## WHO GIVES TO HIGHER EDUCATION?



## GIFTS TO ENDOWMENTS

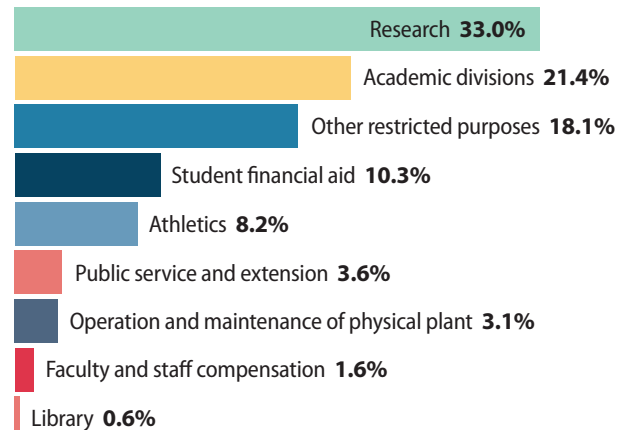
New gifts to endowment: \$11.38 billion\*



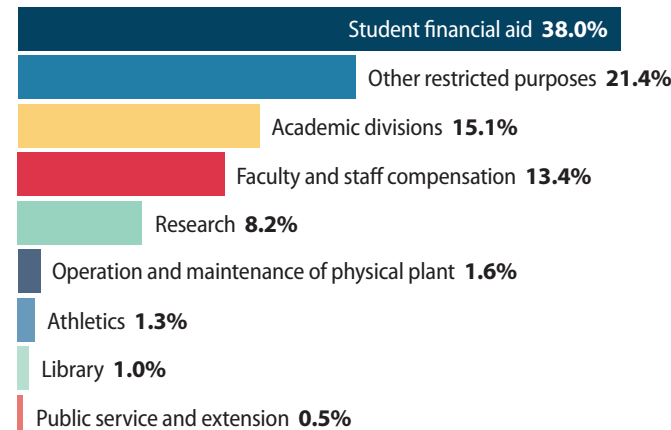
\*This amount is based on responses to the 2018 VSE Survey. \$11.38 billion represents 31% of funds raised by respondents in 2018.

## WHAT DO GIFTS SUPPORT?

Distribution of gifts for current operations with restrictions on use\*



Distribution of gifts to endowment with restrictions on use of income earned



COUNCIL FOR ADVANCEMENT AND SUPPORT OF EDUCATION®

[www.case.org](http://www.case.org)  
@CASEAdvance

London  
Mexico City  
Singapore  
Washington, DC

Source: 2018 Voluntary Support of Education (VSE) Survey, Council for Advancement and Support of Education

Powered by AMAtlas

\*These distributions are based on responses to the 2018 VSE Survey.