

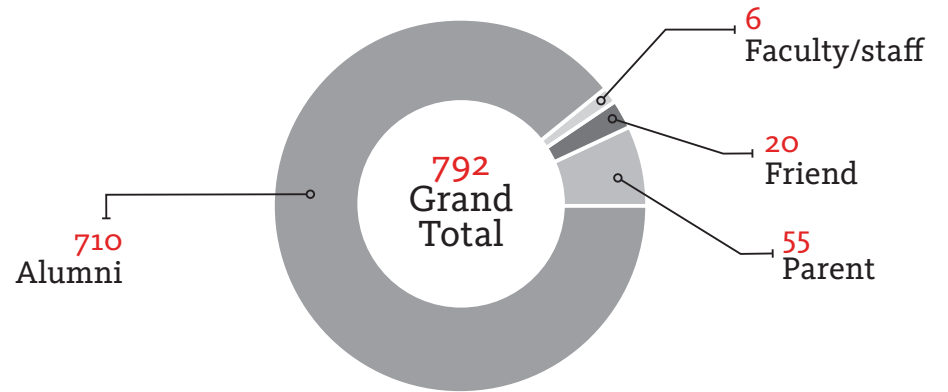
Volunteers Snapshot



792 volunteers provided **5,697** hours of volunteer hours to OWU.

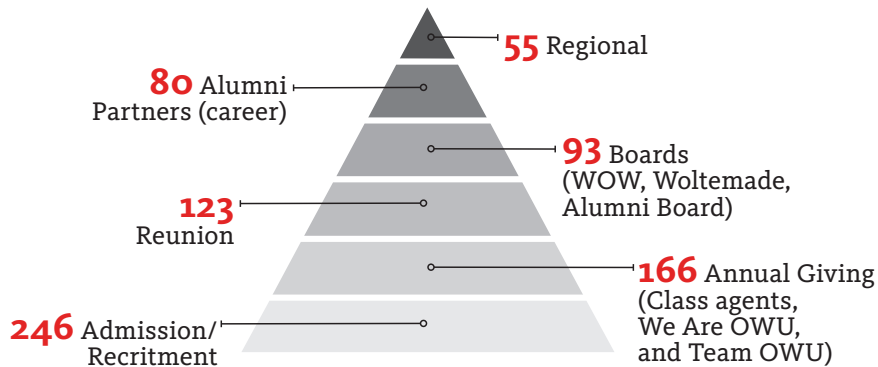
The average volunteer completes **7.19** hours for OWU.

Volunteers by Constituent Type

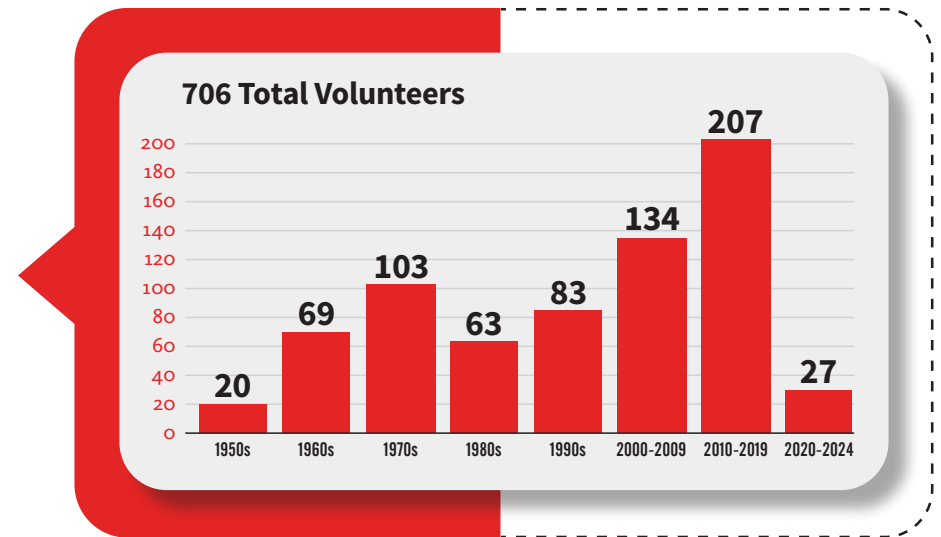


Volunteers by Role

Individuals may serve in multiple roles and are included in each area where they volunteer.



Volunteers by Class Year/Decade




Alumni Board

29 alumni board members representing 1972-2023 classes & 14 states

100% served in at least 1 additional volunteer role

1,006 hours collectively served (board-related meetings, standing committees, strategic engagement)

Trustees



35 active trustees

7.23-year average tenure on the Board

253 collective years of service on the Board

945 average collective hours spent by all trustees in 2023-2024

Alumni Partners

80 alumni partners

102+ hours provided by **52** partners

100+ students met with alumni partners for advice and coaching




Class Leaders

133 leaders representing 1955-2023 classes

4,385 OWU emails sent


\$3,206,814 collective funds raised benefitting Annual Giving Program





123 reunion volunteers
\$1,453,785 raised for the Annual Giving Program
Nearly **700** Reunion Weekend attendees
455+ committee planning hours

Admission Recruitment



398 prospective student referrals
30% of the incoming class were referred by an OWU alum
2,730 postcards sent
75 volunteers supported 53 college fairs
47 Alumni delivered swag to 164 students

- **42** (26%) swag recipients deposited
- **33** (78%) deposits were AFTER students received their SWAG



12 volunteers representing classes from 2018 to 1965
\$545,950 raised for Team OWU

We
Are
OWU

