

# Spider Census



**DON'T BELIEVE THE MAPS.  
THE UNIVERSITY OF RICHMOND  
IS MUCH MORE THAN A PLACE.  
LIKEWISE, THE SPIDER  
IS MUCH MORE THAN  
JUST A MASCOT.**

BY MATTHEW DEWALD AND AGGREY SAM

PHOTOGRAPHY BY JAMIE BETTS  
INFOGRAPHICS BY KATIE MCBRIDE

**B** **EING A SPIDER IS A WAY OF THINKING** about the world, a camaraderie in a remarkable community, and an outlook about what matters and what's possible.


What it means to be a Spider hasn't changed over the last 125 years, but the ways to be a Spider have grown. Today's Spiders come from, study, and live around the world. They're still immersed in a challenging liberal arts education, but the ways they can use it to explore keep growing. In 1970, students had about two dozen majors to choose among. Today's students have 62.

The pages that follow offer a comprehensive survey that covers the generational spans, geographic range, and academic interests of Spiders today. We also highlight some Spiders' stories of legacy and love, of academic accomplishment, friendships, and leadership. You'll recognize yourself in some of the specific data and be able to situate yourself in all of it. Spiders may be diverse in interest, but we are united by a common bond that develops at this place and then transcends it.

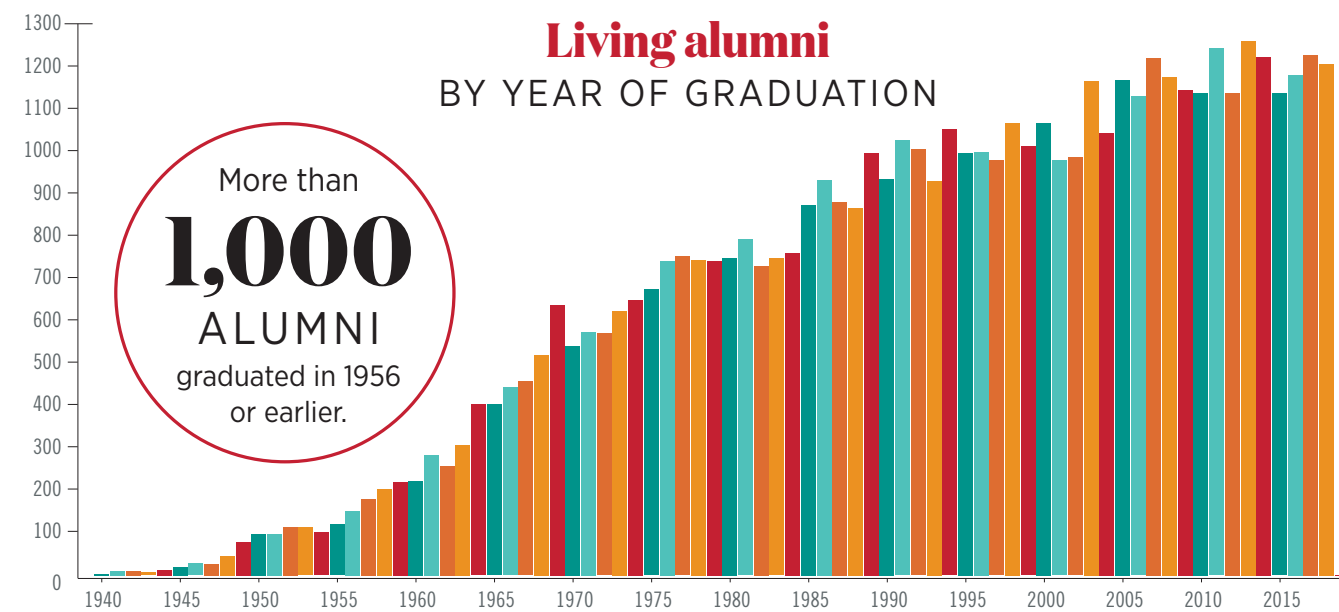
# Alumni

Total living alumni: 49,834

## WHEN SPIDERS GRADUATED

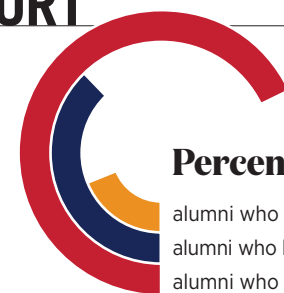


ONE-HALF GRADUATED IN 1995 or later | ONE-THIRD GRADUATED IN 2004 or later | ONE-FIFTH GRADUATED IN 2010 or later



## SPIDER SUPPORT

**285,250**  
GIFTS FROM ALUMNI  
in the last 30 years



### Percentage of...

alumni who made a gift in the 2018 fiscal year **19%**  
alumni who have made a gift in the past five years **38%**  
alumni who have made at least one gift **68%**

Data courtesy of advancement data services and office of institutional effectiveness; reflects current records for living alumni and current students when compiled in fall 2018.

**4%**  
*of alumni are the child of one or more Spiders.*

### THE HILLS: TOM, R'64, BRAD, '94, AND GRACE, '22

Tom Hill came to Richmond in the fall of 1960. Son Brad followed in the fall of 1990. Grace followed them both in August.

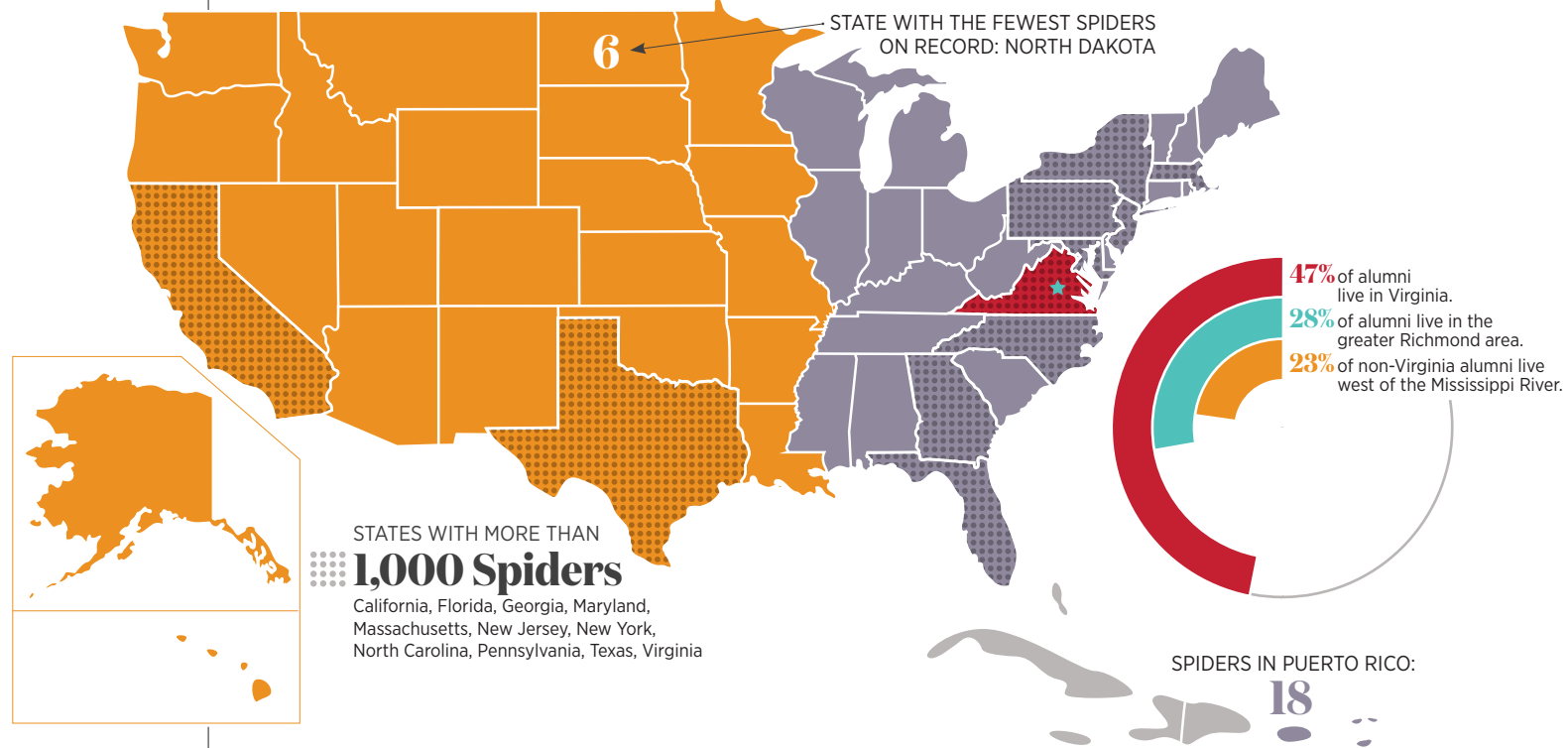
She saw something new in her dad's gait when he dropped her off for orientation.

"I call it his Richmond posture," Grace said. "He gets so comfortable on this campus. He feels so confident. I can't wait for it to be me."

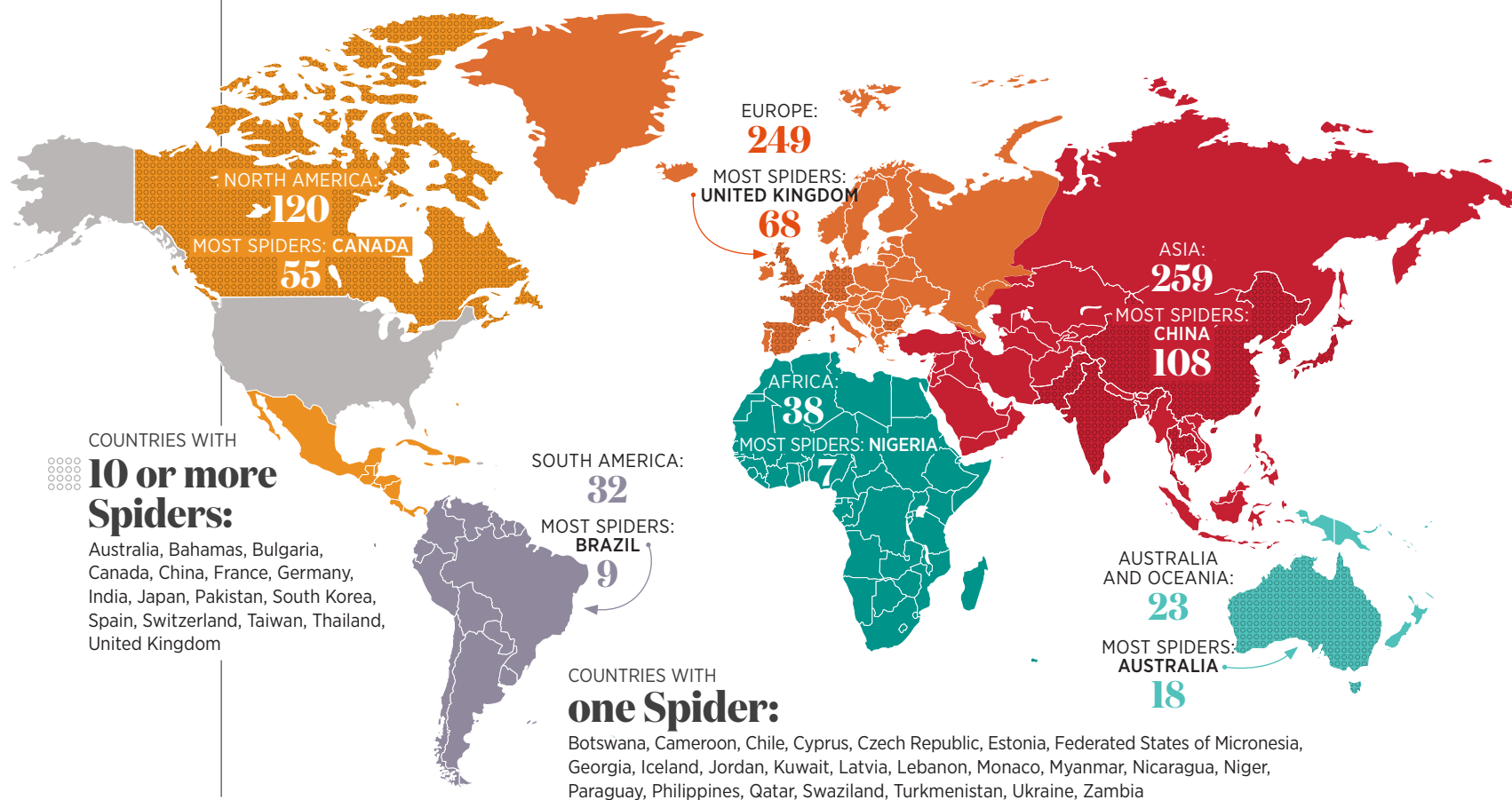


## WHERE SPIDERS LIVE

**In the United States: 49,113**



**Abroad: 721**



**11%**  
*of alumni  
said “I do”  
to a fellow Spider.*



**SHANNON KELLEY, B'87, AND MIKE MENDELSON, B'88**

When Shannon was a student, “there was a lot of folklore around the gazebo,” she said. She was skeptical.

That’s why she laughs — because there’s no avoiding the fact that, during the commencement candlelight ceremony in 1988, the gazebo is where the casual hellos she and Mike had exchanged in the b-school’s hallways started to become romance.

“The romantic connection that spring evening led to a wedding,” she said. “We joined the happy club of Spiders marrying Spiders, keeping the folklore alive.”



## WHAT THEY STUDIED

### 10 most common undergraduate majors OF LIVING ALUMNI SINCE 1940

- 1. Business administration **6,051**
- 2. Political science **2,751**
- 3. Biology **2,392**
- 4. Psychology **2,373**
- 5. English **2,300**
- 6. Accounting **2,282**
- 7. Economics (A&S and RSB) **2,083**
- 8. History **1,982**
- 9. Sociology **1,655**
- 10. Leadership studies **1,161**

### Most popular majors FOR THIS YEAR'S REUNION CLASSES

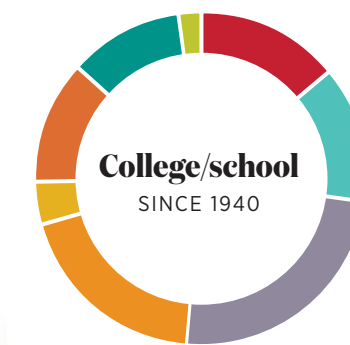
1969	HISTORY, POLITICAL SCIENCE, CHEMISTRY
1974	ENGLISH, POLITICAL SCIENCE, SOCIOLOGY
1979	ECONOMICS, BIOLOGY, ACCOUNTING
1984	ECONOMICS, MARKETING, FINANCE
1989	BUSINESS ADMINISTRATION, ECONOMICS, ENGLISH
1994	BUSINESS ADMINISTRATION, BIOLOGY, ACCOUNTING
1999	BUSINESS ADMINISTRATION, BIOLOGY, ACCOUNTING
2004	BUSINESS ADMINISTRATION, POLITICAL SCIENCE, ACCOUNTING
2009	BUSINESS ADMINISTRATION, POLITICAL SCIENCE, HISTORY
2014	BUSINESS ADMINISTRATION, LEADERSHIP STUDIES, ACCOUNTING

#### TIM MAY, '05

Tim's volunteerism eased his adjustment to college. "It's a different world from Richmond Public Schools," he said. "The Bonner scholarship was one of the reasons I stayed at the university."

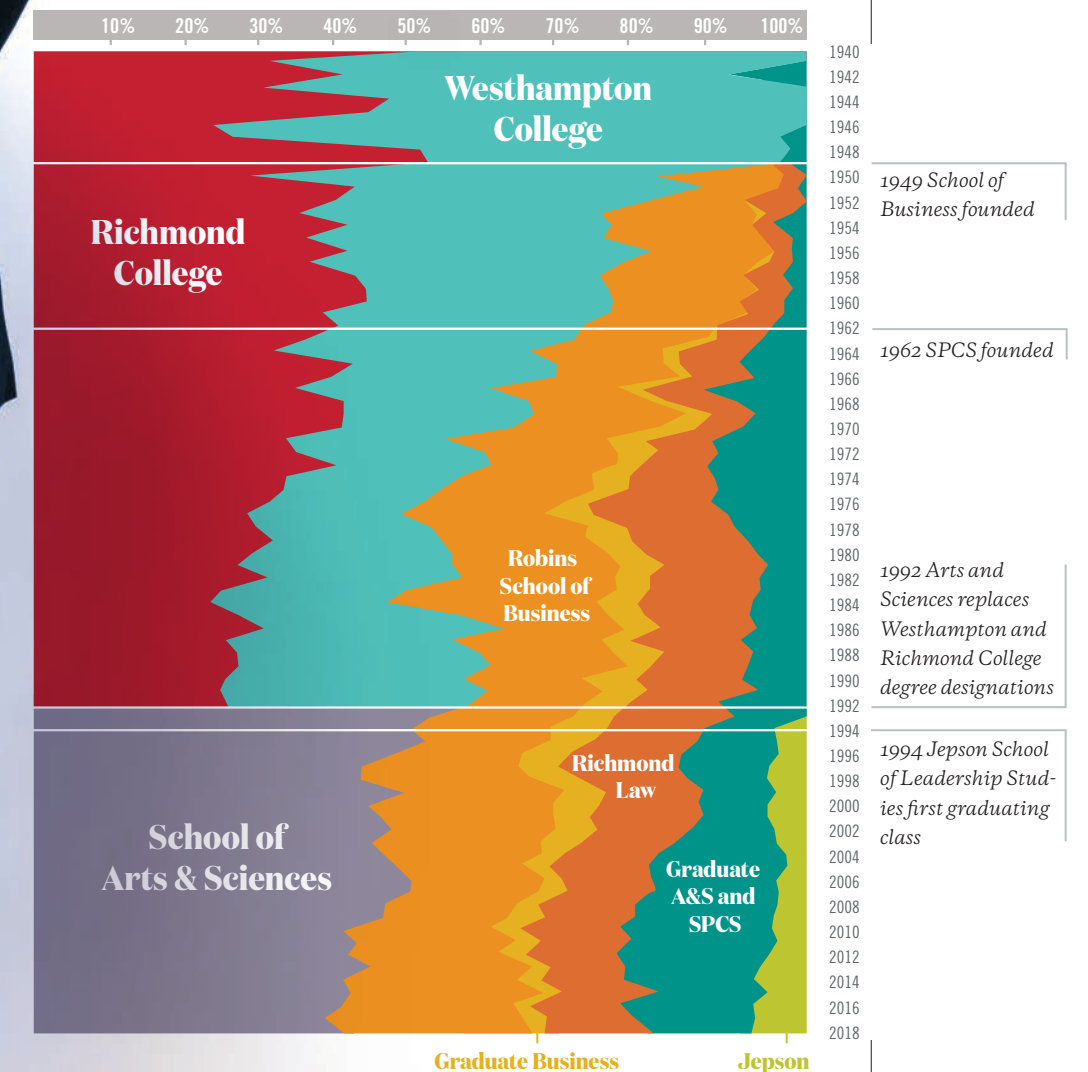
Tim mentored children from Richmond's historic Jackson Ward neighborhood, often bringing them back to campus with him.

Now the owner of a travel agency, Tim remains committed to his hometown. He coaches a basketball team for Church Hill Activities and Tutoring, a community organization that named him its 2018 volunteer of the year.



- Richmond College **14%**
- Westhampton College **13%**
- Arts & Sciences **24%**
- Undergraduate business **19%**
- Graduate business **4%**
- Law **12%**
- SPCS **11%**
- Jepson school of Leadership Studies **2%**

### College/school degrees AS A PERCENT OF TOTAL BY YEAR



#### DANIELLE STOKES, '13

"This is a challenging place to go to school," said Danielle, an associate at prominent Richmond law firm McGuireWoods.

That isn't a criticism — she's grateful for the academic rigor she faced as an undergrad. The native of rural Martinsville, Virginia, believes the university's small classes and exacting faculty gave her an advantage in law school. "In terms of providing a quality education," Danielle said, "I couldn't have made a better choice."

# Current Students

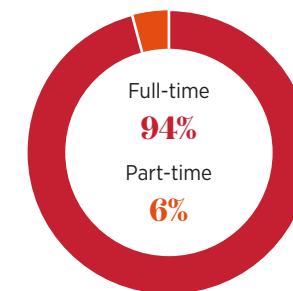
*Total students: 4,002*  
**UNDERGRADUATE: 3,227 GRADUATE: 775**



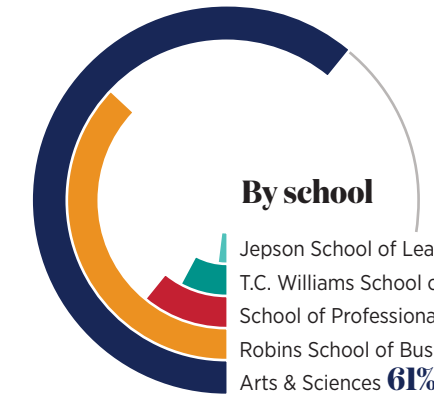
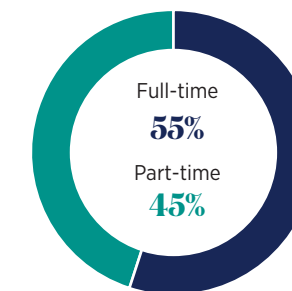
**AYAKA HASEGAWA, '19,  
 HANNAH WOLFE, '19,  
 AND PAL PATIL, '19**

For the record, Pal's the one who asked the photographer, "Should we carry her?" Because, you know, friends. There's no bond like the Spider bond. Since these three met at Richmond, they've been roommates, classmates, sorority sisters, study pals — partners in crime carrying one another through graduation this spring and beyond.

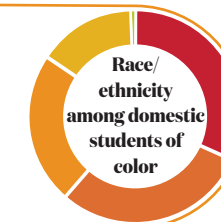

**Undergraduate**



**Graduate**



White/unknown **61.2%**  
 Domestic students of color **29.4%**  
 International **9.4%**



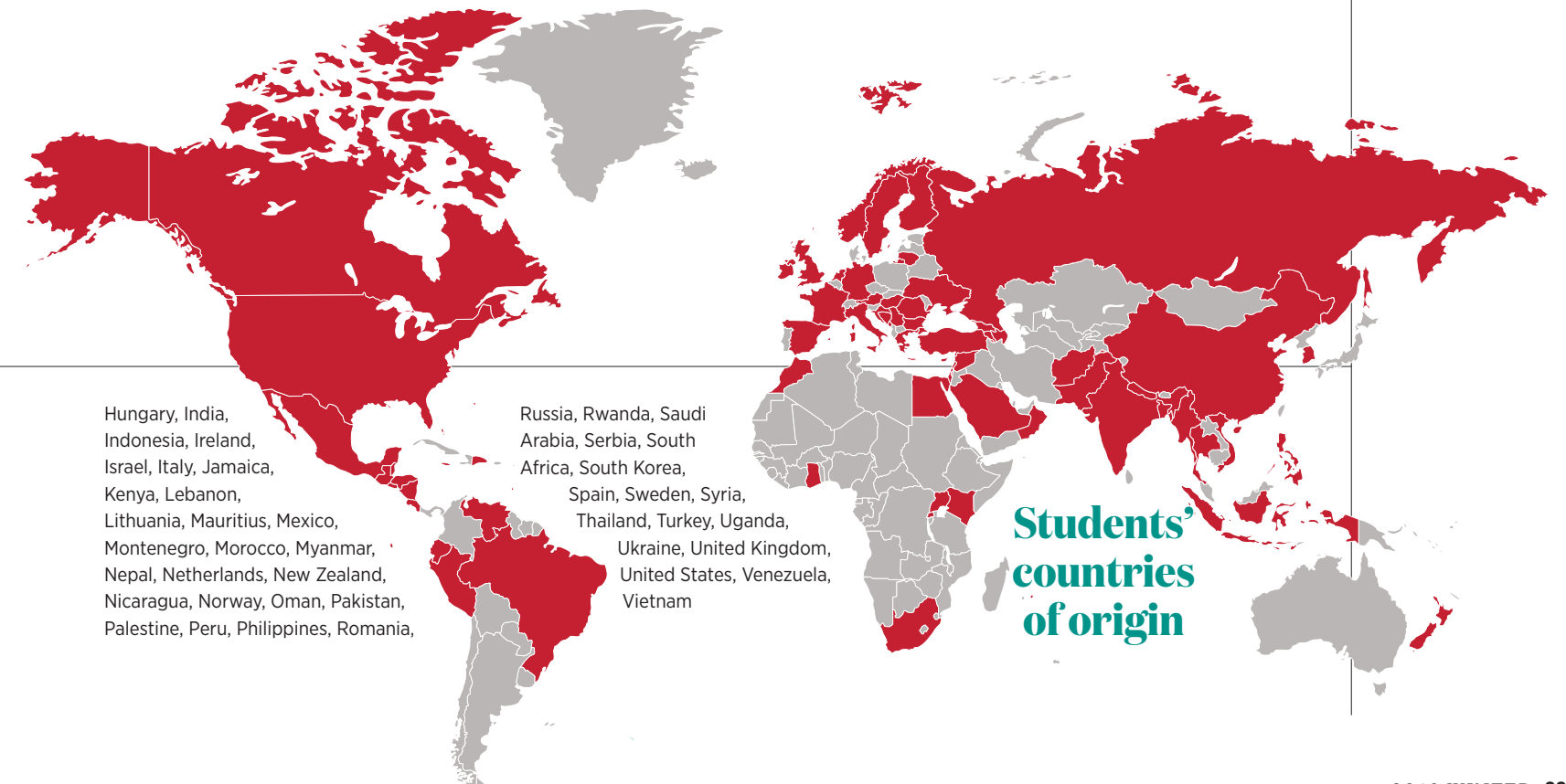
Hispanic/Latino **31.7%**  
 Asian **29.7%**  
 Black or African-American **23.1%**  
 Two or more races **15.2%**  
 American Indian or Alaskan Native **0.4%**

**WHERE THEY COME FROM**

Afghanistan, Armenia, Austria, Azerbaijan, Bahamas, Bangladesh, Barbados, Belize, Bermuda, Bosnia-Herzegovina, Brazil, Bulgaria, Canada, China, Costa Rica, Croatia, Cyprus, Dominican Republic, Ecuador, Egypt, El Salvador, Finland, France, Georgia, Germany, Ghana, Greece, Guatemala, Honduras, Hong Kong,

Hungary, India, Indonesia, Ireland, Israel, Italy, Jamaica, Kenya, Lebanon, Lithuania, Mauritius, Mexico, Montenegro, Morocco, Myanmar, Nepal, Netherlands, New Zealand, Nicaragua, Norway, Oman, Pakistan, Palestine, Peru, Philippines, Romania,

Russia, Rwanda, Saudi Arabia, Serbia, South Africa, South Korea, Spain, Sweden, Syria, Thailand, Turkey, Uganda, Ukraine, United Kingdom, United States, Venezuela, Vietnam

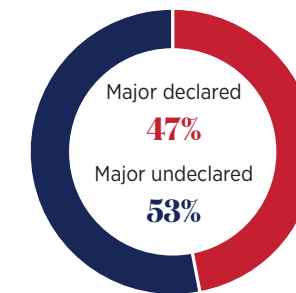


## WHAT THEY STUDY

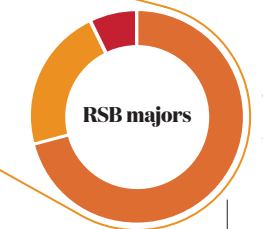
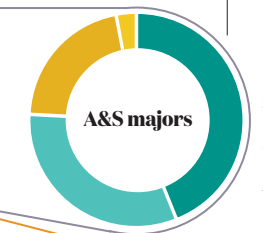
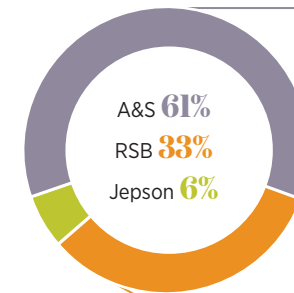


Nearly  
**19%**  
of the class of 2018  
graduated with  
more than  
one major.

### Traditional undergraduates



### Declared majors



### 10 most popular A&S majors

1. Biology
2. PPEL (Philosophy, politics, economics, and law)
3. Biochemistry & molecular biology
4. Political science
5. Psychology
6. Computer science
7. Chemistry
8. Health care studies
9. Mathematics
10. Journalism

### MONICA STACK, '19, SARA HYMAN, '19, TYLER YORK, '19, AND GARDNER NASH, '19

The current leadership of the Westhampton and Richmond College student government associations have a shared appreciation for their involvement at Richmond. Sara, WCGA's chair of senate, describes student government as "a great exposure to all the wonderful, different, diverse types of people on this campus."

They view their advocacy for fellow students and interactions with university administrators and trustees as essential to their personal development — and that of their soon-to-be alma mater.

"I want to see a university that has grown because of the impact that I've had on it," said Tyler, RCSGA's president. ✨

**30%** of the majors declared by today's students didn't exist at UR before 2000.