

UBC Giving Day and Back the Birds Almost Real Time Dashboards

CASE 2025 Circle of Excellence Submission by the Data Governance and Business Intelligence team (DGBI)

The University of British Columbia, 2025

UBC Giving Day and Back the Birds Almost Real Time Dashboards

Contents

UBC Giving Day and Back the Birds Almost Real Time Dashboards.....	1
Summary.....	2
Tab 1 – Challenge on Web	3
Tab 2 – Priority Fund List.....	4
Tab 3 – Fund Challenges.....	5
Tab 4 - DB Totals by Unit	6
Sub-section 1 – Top by Unit.....	6
Sub-section 2 – Top by Fund/Cause	7
Sub-section 3 – Unit Breakdown.....	7
Sub-section 4 – Fund/Cause Breakdown	8
Tab 5 - DB Hourly Tally.....	9
Tab 6 - DB Details	11
Tab 7 - DB Totals by Supporter	14

UBC Giving Day and Back the Birds Almost Real Time Dashboards

CASE 2025 Circle of Excellence Submission by the Data Governance and Business Intelligence team (DGBI)

The University of British Columbia, 2025

Summary

The UBC Giving Day and Back the Birds Dashboards represent a significant advancement in fundraising campaign management, demonstrating how innovative data solutions can transform operational efficiency while enhancing donor engagement at UBC's Development and Alumni Engagement (DAE) portfolio. This internally-developed solution addressed a critical challenge in managing complex, time-sensitive giving campaigns by automating previously manual processes and providing near real-time analytics.

Key Innovations:

- Automated cross-referencing between disparate systems (Engaging Networks and Blackbaud CRM)
- Sophisticated donor matching algorithms handling various data inconsistencies
- Near real-time dashboard updating every 15 minutes (can be more frequent if needed)
- Flexible challenge tracking system adaptable to multiple campaign types

Measurable Impact:

- Reduced data processing staff requirements from 10+ to 2-3 people
- Freed up 70-80% of staff time during critical campaign hours
- Increased data refresh frequency from hourly to every 15 minutes
- Eliminated manual spreadsheet manipulation
- Enhanced accuracy in donor identification and challenge verification

Resource Optimization:

The project exemplifies efficient resource utilization, completed entirely through internal collaboration between the Annual Giving (AG) and Business Intelligence (BI) teams. By leveraging existing technical infrastructure and institutional knowledge, the team delivered a sophisticated solution without external consultants or additional budget allocation.

Strategic Value:

The dashboard's success extends beyond operational efficiency - it represents a fundamental shift in campaign management approach. By automating complex data processing, the solution enables fundraising staff to focus on strategic donor engagement rather than data management, particularly crucial during peak giving hours.

The project stands as a model for institutional advancement, demonstrating how technical innovation, combined with deep domain expertise, can create sustainable solutions that enhance fundraising effectiveness while optimizing resource utilization.

UBC Giving Day and Back the Birds Almost Real Time Dashboards

CASE 2025 Circle of Excellence Submission by the Data Governance and Business Intelligence team (DGBI)

The University of British Columbia, 2025

Tab 1 – Challenge on Web



Landing page, shows the UBC Giving Day website

Challenge on Web | Priority Funds | Fund Challenge List | DB Totals by Unit | DB Hourly Tally | DB Details | DB Totals by Supporter

Overall Totals as of Mon, [redacted], 2024 4:28:43 PM
[redacted] from 3,409 supporters, 4,686 donations/records

Online Amount: \$ [redacted] Offline Amount: \$ [redacted]
Online Txns: 3,678 # Offline Txns: 1,008

Last Gift Date: Tue, April 09, 2024 11:33:15 AM



Challenges

Giving Challenges

We hope you had fun unlocking challenges for all your favourite funds!

Check out our Overall Challenges, Time Based Challenges, or Cause Specific Challenges winners.

Only gifts made via the givingdav.ubc.ca website on April 4, 2024, were eligible for challenges. All times listed are Pacific Daylight Savings Time

UBC Giving Day and Back the Birds Almost Real Time Dashboards

CASE 2025 Circle of Excellence Submission by the Data Governance and Business Intelligence team (DGBI)
The University of British Columbia, 2025

Tab 2 – Priority Fund List

This lists the campaign’s priority funds. This serves as quick reference for all units and Donations Processing teams. The circle links back to the Blackbaud record of the fund – if there needs to be further check or just to learn more about the fund

Challenge on Web | Priority Funds | Fund Challenge List | DB Totals by Unit | DB Hourly Tally | DB Details | DB Totals by Supporter



Overall Totals as of Mon, [redacted], 2024 4:28:43 PM
[redacted] from 3,409 supporters, 4,686 donations/records

Online Amount: [redacted] Offline Amount: [redacted]
Online Txns: 3,678 # Offline Txns: 1,008

Last Gift Date: Tue, April 09, 2024 11:33:15 AM

Priority Fund List

click on the orange circle to go to look up designation in LINKS

No	Fund Camp..	Fund Faculty	Fund ID	Fund Name (LINKS)	
1	UBC-O	School of Engineering			●
2	UBC-O	Campus Wide Support - UBCO		for Persons with a Disability	●
3	UBC-O	Campus Wide Support - UBCO		Share Program	●
4	UBC-O	Campus Wide Support - UBCO		nt Health and Wellness Fund	●
5	UBC-O	Athletics and Recreation - UBCO		ill Team Fund	●
6	UBC-O	Athletics and Recreation - UBCO		Rugby Fund	●
7	UBC-O	Athletics and Recreation - UBCO		y Golf Fund	●
8	UBC-O	Athletics and Recreation - UBCO		n's Varsity Volleyball	●
9	UBC-O	Athletics and Recreation - UBCO		Varsity Volleyball	●
10	UBC-O	Athletics and Recreation - UBCO		Varsity Soccer Fund	●
11	UBC-O	Athletics and Recreation - UBCO		n's Varsity Soccer	●
12	UBC-O	Athletics and Recreation - UBCO		n's Varsity Basketball	●
13	UBC-O	Athletics and Recreation - UBCO		Varsity Basketball	●
14	UBC-O	Athletics and Recreation - UBCO		Country Team Fund	●
15	UBC-O	Campus Wide Support - UBCO		ts Affordability–Okanagan	●
16	UBC-O	Campus Wide Support - UBCO		& Services	●
17	UBC-O	Creative and Critical Studies		: in public art-murals	●
18	UBC-V	Athletics and Recreation		Need	●
19	UBC-V	Athletics and Recreation		est Need	●
20	UBC-V	Athletics and Recreation		Field Hockey	●
21	UBC-V	Athletics and Recreation		Soccer	●
22	UBC-V	Athletics and Recreation		Area of Greatest Need	●
23	UBC-V	Athletics and Recreation		ding	●
24	UBC-V	Athletics and Recreation			●
25	UBC-V	Athletics and Recreation		an	●
26	UBC-V	Athletics and Recreation		eld Lacrosse	●

UBC Giving Day and Back the Birds Almost Real Time Dashboards

CASE 2025 Circle of Excellence Submission by the Data Governance and Business Intelligence team (DGBI)


The University of British Columbia, 2025

Tab 3 – Fund Challenges

This tab lists out the challenges specific to funds including the categories. For example if the challenge is based on # of donors, based on time participation, based on Geography etc

On the right side, the corresponding web page of that challenge is displayed. This allows for a quick at-a-glance check without having to leave the dashboard.

Challenge on web
Priority funds
Fund Challenge List
DB totals by Unit
DB Hourly tally
DB Details
DB totals by supporter



Overall Totals as of Mon, , 2024 4:28:43 PM

 from 3,409 supporters, 4,686 donations/records

Online Amount: Offline Amount: \$


Online Txns: 3,678 # Offline Txns: 1,008

Last Gift Date: Tue, April 09, 2024 11:33:15 AM

Fund Challenges


click on the orange circle to go to website

DAE Unit	Challenge Type	Fund ID	Fund Name	Amount	Website	Challenge Name	How to Track	
Allard School of Law	Match	10001	St...	\$1,000	The	h Dashboard	●	
				\$2,500	The	Dashboard	●	
	Athletics	(N/A)			\$500	The	Dashboard	●
						The	Dashboard	●
		# of Alumni Do...			\$1,000	The	Dashboard	●
		# of Donors			\$1,000	The	Dashboard	●
						The	Dashboard	●
		# of New Donors			\$1,000	The	Dashboard	●
		Match			\$1,000	The	Dashboard	●
		TBD			\$3,000	The	TBD	●
Campus Initiatives	(N/A)			\$1,500	The	e (N/A)	●	
				\$500	Not	(N/A)	●	
	# DAE donors			\$1,300	Not	Manual	●	
	# of Donors			\$5,000	The	Dashboard	●	
	# of F/S Donors			\$1,500	The	Dashboard	●	
	Amount of Gifts			\$1,000	The	Dashboard	●	
	Match			\$10,000	The	Dashboard	●	
				\$2,500	The	Dashboard	●	
	TBD			\$4,300	The	TBD	●	
				\$1,000	The	TBD	●	
			\$2,500	The	TBD	●		
			\$2,000	The	e TBD	●		
			\$5,000	The	TBD	●		
Faculty of Applied Sci..	# of Donors			\$12,500	The	Dashboard	●	
	Donation Amou..			\$5,000	The	Dashboard	●	
Faculty of	# of Alumni			\$1,000	The	TBD	●	



Thank you for helping to move the world forward and making UBC Giving Day 2024 an incredible success!

By supporting the UBC cause that moved you, you're helping UBC students and projects across both campuses. Together, we are helping to



UBC Giving Day and Back the Birds Almost Real Time Dashboards

CASE 2025 Circle of Excellence Submission by the Data Governance and Business Intelligence team (DGBI)

The University of British Columbia, 2025

Sub-section 2 – Top by Fund/Cause

Following the format of Top by Unit, but this sub-section identifies the fund that “tops” a certain metric

Top by Fund / Cause

Fund Name ID	DAE Unit	Top Amount \$	Top # Donations	Top # Donors	Top # New Donors	Top # Alumni	Top # F/S	Top # Parents	Top # International Donors	Top # Outside BC Donors	First Gift	Last Gift
	(Unspecified)	✓ \$140547.41			✓ 312				✓ 86			
	.. Land and Food Systems											
	.. Creative and Critical Studies											
	Medicine											
	Campus Initiatives											
	.. Education											
	Campus Initiatives											
	Science											
	Education											
	Science											
	Land and Food Systems											

Sub-section 3 – Unit Breakdown

This section shows all DAE units, and their respective numbers against all metrics

Unit Breakdown

Click on headers to sort. Click on Unit to see to corresponding Fund breakdown below

DAE Unit	Amount	# Donations/Records	# Supporters	# New Donors	# Alumni	# Faculty/Staff	# Parents	# Students	# International Donors	# Outside BC Donors	# GD21-22 Donors	# GD23 New Donors
Grand Total	814.35	4,686	3,409	1,990	891	675	1,668	0	573	542	499	376
	547.41	383	312	312	0	0	0	0	86	41	0	0
	068.00	79	60	24	32	28	4	0	6	6	14	2
	853.00	135	121	50	69	33	34	0	21	15	30	3
	702.00	85	80	32	39	29	17	0	21	7	27	2
	258.91	1,700	1,264	767	284	94	984	0	182	238	125	215
	045.22	488	368	231	66	33	282	0	52	98	32	72
	248.32	824	530	242	174	252	91	0	113	43	140	21
	320.00	36	35	12	8	25	7	0	3	0	12	5
	037.00	42	35	15	13	18	11	0	4	1	11	0
	641.00	127	110	37	47	55	30	0	12	7	36	3

UBC Giving Day and Back the Birds Almost Real Time Dashboards

CASE 2025 Circle of Excellence Submission by the Data Governance and Business Intelligence team (DGBI)

The University of British Columbia, 2025

Sub-section 4 – Fund/Cause Breakdown

Following the format of Unit Breakdown, but this sub-section shows all the funds and their respective numbers against all metrics that are being tracked

Fund/Cause Breakdown - All												
Fund Name ID	DAE Unit	Amount	# Donations/ Records	# Supporters	# New Donors	# Alumni	# Faculty/Staff	# Parents	# Students	# International Donors	# Outside BC Donors	
Grand Total		814	4,686	3,409	1,990	891	675	1,668	0	573	542	
	(Unspecified)	547	383	312	312	0	0	0	0	86	41	
	Campus Initiatives	611	210	129	82	35	22	19	0	49	12	
	Campus Initiatives	103	191	93	43	46	15	19	0	36	12	
	Medicine	775	69	64	19	25	49	10	0	6	3	
	Medicine	567	149	147	54	63	36	55	0	12	4	
	Applied Science	853	135	121	50	69	33	34	0	21	15	
	Athletics and Recr..	731	645	430	251	63	34	377	0	78	104	
	Education	351	87	86	29	29	47	21	0	10	5	
	Campus Initiatives	985	61	51	15	20	30	13	0	6	7	
	School of Enginee..	573	166	152	114	15	9	124	0	11	58	
	Athletics and Recr..	357	93	86	41	27	10	60	0	18	9	
	Athletics and Recr..	240	65	53	32	10	6	40	0	5	8	
	Campus Initiatives	080	50	49	17	13	44	3	0	2	0	
	Sauder School of ..	336	83	73	36	34	32	9	0	12	5	
	Athletics and Recr..	075	34	33	13	10	15	17	0	4	5	
	Campus Initiatives	418	97	95	40	27	61	24	0	9	7	
	Athletics and Recr..	352	62	60	46	8	9	48	0	12	20	
	Campus Initiatives	100	31	31	12	7	24	4	0	2	0	
	Athletics and Recr..	935	35	33	27	3	7	24	0	4	15	

UBC Giving Day and Back the Birds Almost Real Time Dashboards

CASE 2025 Circle of Excellence Submission by the Data Governance and Business Intelligence team (DGBI)

The University of British Columbia, 2025

Tab 5 - DB Hourly Tally

To accommodate the hourly challenges, an hourly breakdown dashboard is provided

Challenge on Web
Priority Funds
Fund Challenge List
DB Totals by Unit
DB Hourly Tally
DB Details
DB Totals by Supporter

Overall Totals as of Mon, 4/8/2024 4:28:43 PM
 from 3,409 supporters, 4,686 donations/records

Online Amount: \$ \$1,008,000 Offline Amount: \$ \$1,008,000
 # Online Txns: 3,678 # Offline Txns: 1,008

Last Gift Date: Tue, April 09, 2024 11:33:15 AM

Online or Offline: (All)
Detail to Show: by Fund / Cause by DAE Unit
Metric to Show: Amount \$
Date PST: 3/5/2024 4/9/2024
DAE Unit: (All)
Hour PST: (All)
Alumni: (All)
Faculty/Staff: (All)
Parent: (All)
Student: (N/A)
EN New T: (All)

Amount \$ Hourly Tally by Fund / Cause - All

Filtered results below show gifts from All to All
 \$ \$1,008,000 from 3,409 donors, 4,686 donations/records

	Grand Total	Date Time PST																		
		12 AM	1 AM	2 AM	3 AM	4 AM	5 AM	6 AM	7 AM	8 AM	9 AM	10 AM	11 AM	12 PM	1 PM	2 PM	3 PM	4 PM	5 PM	6 PM
Grand Total	\$948,814	\$2,736	\$105	\$575	\$6,667	\$1,427	\$4,126	\$3,586	\$14,903	\$30,732	\$31,437	\$26,328	\$17,153	\$27,334	\$21,030	\$19,650	\$18,513	\$24,004	\$25,129	\$12,844
(Unspecified)	\$140,547																			
Campus Initiatives	\$52,611	\$157	\$50						\$250	\$425	\$1,138	\$850	\$1,750	\$510	\$175	\$25	\$375	\$475	\$2,300	\$100
Campus Initiatives	\$48,103				\$5,482		\$250	\$100	\$33	\$300	\$875	\$1,085	\$660	\$325		\$450	\$200	\$1,310	\$225	\$300
Medicine	\$45,775									\$425	\$4,220	\$950	\$725	\$800	\$550	\$850	\$1,105	\$1,875	\$1,725	\$150
Medicine	\$39,567	\$40		\$100				\$100	\$813	\$800	\$4,270	\$4,050	\$1,100	\$2,775	\$300	\$275	\$1,300	\$1,450	\$900	\$800
Applied Science	\$36,853							\$350	\$750	\$1,200	\$1,175	\$425	\$175	\$650	\$250	\$335	\$580	\$2,855	\$1,195	\$680
Athletics and Recreati..	\$31,731	\$72		\$25	\$5	\$112	\$471	\$378	\$466	\$726	\$1,382	\$3,247	\$562	\$529	\$985	\$690	\$1,983	\$301	\$1,706	\$1,005
Education	\$30,351							\$525	\$1,636	\$1,400	\$270	\$825	\$525	\$1,850	\$250	\$650	\$150	\$825	\$1,100	\$100
Campus Initiatives	\$26,985					\$500	\$100	\$125	\$1,550	\$425	\$125	\$200			\$10	\$810	\$600	\$275	\$125	\$200
School of Engineering	\$23,573	\$694			\$5	\$65	\$130	\$250	\$95	\$472	\$697	\$86	\$540	\$242	\$160	\$244	\$2,046	\$685	\$350	\$109
Athletics and Recreati..	\$19,357	\$55			\$1,000				\$200	\$3,000	\$175	\$75	\$25	\$175	\$2,307	\$375	\$320	\$200	\$95	\$110
Athletics and Recreati..	\$19,240	\$120						\$100	\$50	\$1,350	\$500	\$100	\$300	\$700	\$40	\$310	\$550	\$100	\$150	\$675
Campus Initiatives	\$19,080								\$350	\$1,625	\$1,025	\$500	\$755	\$1,175	\$400	\$175	\$100	\$550	\$5,100	\$600
Sauder School of Busi..	\$18,336								\$450	\$725	\$755	\$150	\$775	\$100	\$1,500	\$240	\$375	\$1,313	\$200	
Athletics and Recreati..	\$18,075					\$500	\$2,000	\$2,100		\$750	\$100	\$100			\$115	\$35	\$200	\$300	\$750	\$25

UBC Giving Day and Back the Birds Almost Real Time Dashboards

CASE 2025 Circle of Excellence Submission by the Data Governance and Business Intelligence team (DGBI)

The University of British Columbia, 2025

This dashboard allows different challenges to be tracked through its parameters.

For example, this can be shown by either by Fund or by DAE unit.

In addition, there is flexibility to show which metrics should be displayed, for example it could be based on # donors, # donations, # students etc.

The dashboard automatically sorts by the selected metric, hence this allows the fundraisers to identify exactly which unit or fund “won” the challenge

Detail to Show

- by Fund / Cause
- by DAE Unit

Metric to Show

- Amount \$
- Amount \$
- # Donations
- # Donors
- # New Donors
- # Alumni
- # Faculty/Staff
- # Parents
- # Students
- # International Donors
- # Outside BC Donors
- # GD23 New Donors + GD24
- # Pre GD23 New Donors + GD24
- # GD24 New Donors

Daily Tally by Fund / Cause

gifts from All to All
s, 4,686 donations/records

Fund	DAE Unit
(Unspecified)	(Unspecified)
und - A0914	Campus Initiativ

UBC Giving Day and Back the Birds Almost Real Time Dashboards

CASE 2025 Circle of Excellence Submission by the Data Governance and Business Intelligence team (DGBI)


The University of British Columbia, 2025

Tab 6 - DB Details

This is the records view of all Engaging Networks records. This is critical especially when some checks or investigations are needed during the day of the event.

For example if a known donor has donated and this isn't identified in the expected category (for example as faculty), fundraisers can quickly identify the details entered as well as the corresponding record in the CRM.

Any adjustments and corrections can be identified right away.



Overall Totals as of Mon, 3:43 PM

from **3,409** supporters, **4,686** donations/records

Online Amount: Offline Amount:
 # Online Txns: 3,678 # Offline Txns: 1,008

Last Gift Date: Tue, April 09, 2024 11:33:15 AM

Offline or Online: (All) Details Sort By: Date Latest First Date PST: 3/5/2024 DAE Unit: (All) Hour PST: (All) Alumni: (All) Faculty/Staff: (All) Parent: (All) Student: (N/A) EN New Donor: (All) Location: (All) Amount: \$1.00 - \$15,000.00

EN Transaction Details - All

Filtered Results: \$948,814 from 3,409 supporters, 4,686 donations/records

Each line is an EN transaction. LINKS CID match are only done if supporter has EN CID or email address.

#	Supporter ID	Date PST	Date Time PST	EN CID	First Name	Last Name	Email	# Supporter Gifts TC	City	Province or State	Country	LINKS CID	LINKS Name	LINKS CID Match Cond.	LINKS AG Donor Type	Alumni	Faculty/Staff	Parent	Student	EN New Donor	Countr	
Grand Total																						
1	2106	Apr 09	11:33:15 AM					1	KELOWNA	BC	Canada			(No Match)	(Non-Alum)	(Not F/S)	(Not Parent)	(N/A)		New Donor	Canada	
2	1839	Apr 09	11:20:44 AM					1	NORTH VANCOUVER	BC	Canada			(No Match)	(Non-Alum)	(Not F/S)	(Not Parent)	(N/A)		New Donor	Canada	
3	7451	Apr 09	10:15:14 AM	£				1	Calgary	Alberta	Canada			EN CID/Em. NON-DONOR	Alumni	(Not F/S)	(Not Parent)	(N/A)		New Donor	Canada	
4	300	Apr 09	08:33:51 AM	£				2	Vancouver	BC	Canada			EN CID/Em. LYBUNT	(Non-Alum)	(Not F/S)	Parent	(N/A)	(N/A)		Canada	
5	203	Apr 08	09:26:09 PM	£				1	Vancouver	BC	Canada			Email/LN/FN LAPSED	Alumni	Faculty/Staff	(Not Parent)	(N/A)	(N/A)		Canada	
6	5705	Apr 08	07:15:47 PM	£				1	North Vancouver	BC	Canada			EN CID/Em. LYBUNT	(Non-Alum)	(Not F/S)	Parent	(N/A)	(N/A)		Canada	
7	5814	Apr 08	04:23:37 PM	£				1	Calgary	AB	Canada			(No Match)	(Non-Alum)	(Not F/S)	Parent	(N/A)	(N/A)		New Donor	Canada
8	7556	Apr 08	03:39:26 PM	£				1	Vancouver	BC	Canada			EN CID/Em. NON-DONOR	(Non-Alum)	Faculty/Staff	(Not Parent)	(N/A)		New Donor	Canada	
9	4299	Apr 08	02:41:26 PM	£				1	Kelowna	BC	Canada			EN CID/Em. LYBUNT	(Non-Alum)	Faculty/Staff	(Not Parent)	(N/A)	(N/A)		Canada	
10	3577	Apr 08	10:23:12 AM					1	Calgary	AB	Canada			(No Match)	(Non-Alum)	(Not F/S)	Parent	(N/A)	(N/A)		New Donor	Canada
11	3375	Apr 08	09:17:05 AM					1	Cochrane	Alberta	Canada			(No Match)	(Non-Alum)	(Not F/S)	Parent	(N/A)	(N/A)		New Donor	Canada
12	383	Apr 08	04:52:37 AM	£				1	Wien	Austria	Austria			EN CID/Em. LAGGING S.	Alumni	(Not F/S)	(Not Parent)	(N/A)	(N/A)		Austria	
13	7964	Apr 08	03:33:54 AM	£				1	Cape Town	Western Cape	South Africa			Email/LN NON-DONOR	(Non-Alum)	(Not F/S)	Parent	(N/A)	(N/A)		New Donor	South Africa
14	292	Apr 07	10:09:55 PM	£				1	Kelowna	BC	Canada			Email/LN SYBUNT	(Non-Alum)	Faculty/Staff	(Not Parent)	(N/A)	(N/A)		Canada	
15	5594	Apr 07	08:15:28 PM					1	RICHMOND	British Columbia	Canada			(No Match)	Alumni	(Not F/S)	Parent	(N/A)	(N/A)		New Donor	Canada
16	5557	Apr 07	08:08:01 PM					1	Quesnel	BC	Canada			(No Match)	(Non-Alum)	(Not F/S)	(Not Parent)	(N/A)		New Donor	Canada	
17	5546	Apr 07	08:05:34 PM					1	Vancouver	BC	Canada			(No Match)	(Non-Alum)	(Not F/S)	Parent	(N/A)	(N/A)		New Donor	Canada
18	3608	Apr 07	05:57:13 PM					1	Oakville	ON	Canada			(No Match)	(Non-Alum)	(Not F/S)	Parent	(N/A)	(N/A)		New Donor	Canada
19	3519	Apr 07	05:43:10 PM					1	Vancouver	BC	Canada			(No Match)	(Non-Alum)	(Not F/S)	Parent	(N/A)	(N/A)		New Donor	Canada
20	1596	Apr 07	11:27:23 AM	£				1	Winnipeg	MB	Canada			EN CID/Em. LAGGING S.	Alumni	(Not F/S)	(Not Parent)	(N/A)	(N/A)		Canada	
21	3624	Apr 07	08:39:06 AM	£				1	London	England	United Kingdom			EN CID/Em. LAGGING S.	Alumni	(Not F/S)	(Not Parent)	(N/A)	(N/A)		United Kingdom	

UBC Giving Day and Back the Birds Almost Real Time Dashboards

CASE 2025 Circle of Excellence Submission by the Data Governance and Business Intelligence team (DGBI)

The University of British Columbia, 2025

This tab has several columns and filters.

Filter controls: Faculty/Staff (All), Parent (All), Student (N/A), EN New Donor (All), Location (All), Last Name (), Amount (\$1 to \$120,000), # Supporter Cause (1 to 29), # Supporter Gifts (1 to 318), LINKS AG Donor Type (All), LINKS CID Match Condit... (All)

First Gift Date	Last Gift Date	City	Province or State	Country	LINKS CID	LINKS Name	LINKS CID Match Condition	LINKS AG Donor Type	Alumni	Faculty/Staff	Parent	Student	EN New Donor	Country	Amount	# Supporter Gifts	# Supporter Cause	# Supporter Unit
/6/2024 9:00:00 PM	4/1/2024 9:00:00 PM	Null	Null	Null			(No Match)	(Non-Alum)	(Not F/S)	(Not Parent)	(N/A)	New Donor	Canada	\$57,695	318	29	14	
/4/2024 12:32:48 PM	4/4/2024 1:08:44 PM	Burnaby	BC	Canada			(No Match)	(Non-Alum)	(Not F/S)	Parent	(N/A)	New Donor	Canada	\$26	25	1	1	
/4/2024 8:10:56 AM	4/4/2024 8:53:28 PM	Langley	BC	Canada			EN CID/Email/LN/..	LYBUNT	(Non-Alum)	(Not F/S)	Parent	(N/A)	(N/A)	Canada	\$274	16	2	1
/2/2024 9:00:00 PM	4/2/2024 9:00:00 PM	Null	Null	Null			(No Match)	(Non-Alum)	(Not F/S)	(Not Parent)	(N/A)	New Donor	Canada	\$120,000	16	16	4	
/10/2024 9:00:00 PM	3/26/2024 9:00:00 PM	Belcarra	British Colu..	Canada			(No Match)	(Non-Alum)	(Not F/S)	(Not Parent)	(N/A)	New Donor	Canada	\$2,607	15	4	3	
/4/2024 1:23:55 PM	4/4/2024 1:38:07 PM	Vancouver	British Colu..	Canada			EN CID/Email/LN/..	LYBUNT	(Non-Alum)	(Not F/S)	Parent	(N/A)	(N/A)	Canada	\$14	14	1	1
/3/2024 4:41:01 PM	4/5/2024 12:00:31 AM	Vancouver	BC	Canada			Email/LN/FN	LYBUNT	Alumni	Faculty/Staff	Parent	(N/A)	(N/A)	Canada	\$105	13	13	8
/4/2024 9:28:35 AM	4/4/2024 3:38:50 PM	Kelowna	BC	Canada			Email only	LYBUNT	(Non-Alum)	(Not F/S)	Parent	(N/A)	(N/A)	Canada	\$26	13	1	1
/4/2024 9:25:07 AM	4/4/2024 2:32:34 PM	Kelowna	BC	Canada			Email/LN/FN	LYBUNT	Alumni	Faculty/Staff	(Not Parent)	(N/A)	(N/A)	Canada	\$150	12	12	2
/4/2024 12:10:15 AM	4/4/2024 9:44:58 PM	Lake Country	British Colu..	Canada			Email/LN	LYBUNT	(Non-Alum)	Faculty/Staff	Parent	(N/A)	(N/A)	Canada	\$550	11	11	2
/4/2024 5:42:43 PM	4/4/2024 6:19:11 PM	Kelowna	British Colu..	Canada			EN CID/Email/LN/..	LYBUNT	(Non-Alum)	Faculty/Staff	(Not Parent)	(N/A)	(N/A)	Canada	\$775	11	11	3
/4/2024 1:26:35 PM	4/4/2024 3:18:24 PM	Kelowna	BC	Canada			(No Match)	(Non-Alum)	Faculty/Staff	(Not Parent)	(N/A)	New Donor	Canada	\$200	10	10	1	
/4/2024 7:33:13 PM	4/4/2024 7:59:17 PM	Karawara	Western Au..	Australia			EN CID/Email/LN/..	LYBUNT	(Non-Alum)	Faculty/Staff	Parent	(N/A)	(N/A)	Australia	\$10	10	1	1
/4/2024 2:37:13 PM	4/4/2024 3:52:45 PM	Kelowna	BC	Canada			Email/LN	LYBUNT	(Non-Alum)	Faculty/Staff	Parent	(N/A)	(N/A)	Canada	\$900	9	9	1
/4/2024 5:59:42 AM	4/4/2024 8:20:52 PM	Nanaimo	BC	Canada			EN CID only	LYBUNT	Alumni	Faculty/Staff	Parent	(N/A)	(N/A)	Canada	\$366	9	1	1
/4/2024 12:39:18 PM	4/4/2024 12:58:04 PM	Minneapolis	Minnesota	United States			V..	Email/LN	NON-DONOR	(Non-Alum)	(Not F/S)	Parent	(N/A)	United States	\$85	9	1	1
/4/2024 9:11:29 PM	4/4/2024 9:44:38 PM	Vernon	BC	Canada			(No Match)	(Non-Alum)	Faculty/Staff	(Not Parent)	(N/A)	New Donor	Canada	\$225	9	9	1	
/4/2024 8:36:04 PM	4/4/2024 8:59:41 PM	Vancouver	BC	Canada			Email/LN/FN	LYBUNT	(Non-Alum)	Faculty/Staff	(Not Parent)	(N/A)	(N/A)	Canada	\$125	8	8	7
/4/2024 12:00:21 AM	4/4/2024 9:58:29 PM	Calgary	CA-AB	Canada			EN CID/Email/LN/..	LYBUNT	(Non-Alum)	(Not F/S)	Parent	(N/A)	(N/A)	Canada	\$200	8	1	1
/4/2024 11:02:43 AM	4/4/2024 11:57:00 PM	Markham	ON	Canada			EN CID/Email/LN/..	LYBUNT	(Non-Alum)	(Not F/S)	Parent	(N/A)	(N/A)	Canada	\$172	8	1	1

In addition, records can be filtered based on how they matched in the CRM.

LINKS CID Match Condit... (All)



- (All)
- (No Match)
- Email only
- Email/LN
- Email/LN/FN
- EN CID only
- EN CID/Email/LN/FN

UBC Giving Day and Back the Birds Almost Real Time Dashboards

CASE 2025 Circle of Excellence Submission by the Data Governance and Business Intelligence team (DGBI)

The University of British Columbia, 2025

And these are some of the filters in closer view:

Offline or Online (All) ▼	Details Sort By Date Latest First ▼	Date PST 3/5/2024 4/9/2024 	DAE Unit (All) ▼
Hour PST (All) ▼	Alumni (All) ▼	Faculty/Staff (All) ▼	Parent (All) ▼
Student (N/A) ▼	EN New Donor (All) ▼	Location (All) ▼	Amount \$1.00 \$15,000.00 
Last Name <input type="text"/>	Fund Name ID (All) ▼	LINKS AG Donor Type (All) ▼	LINKS CID Match Condit... (All) ▼

UBC Giving Day and Back the Birds Almost Real Time Dashboards

CASE 2025 Circle of Excellence Submission by the Data Governance and Business Intelligence team (DGBI)

The University of British Columbia, 2025

Tab 7 - DB Totals by Supporter

This is the records view of all Engaging Networks records, grouped by donor.

Sometimes the questions are around donors themselves, for example # of gifts per donor, # causes supported per donor, # units supported per donor etc.

This dashboard helps answer those questions.

Challenge on Web
Priority Funds
Fund Challenge List
DB Totals by Unit
DB Hourly Tally
DB Details
DB Totals by Supporter

Overall Totals as of Mon, 4/8/2024 4:28:43 PM
 from **3,409** supporters, **4,686** donations/records

Online Amount: \$ \$120,000 Offline Amount: \$ 0
 # Online Txns: **3,678** # Offline Txns: **1,008**

Last Gift Date Tue, April 09, 2024 11:33:15 AM

Online or Offline: (All)

Supporter Sort By: # Supporter Gifts

Date PST: 3/5/2024 4/9/2024

Alumni: (All)

Faculty/Staff: (All)

Parent: (All)

Student: (N/A)

EN New Donor: (All)

Location: (All)

Last Name:

Amount: \$1 \$120,000

Supporter Cause: 1

Supporter Gifts: 29 1

Supporter Totals - All

Filter Results: 1 from 3,409 donors, 4,686 donations/records

Each line is the total for a supporter / donor. LINKS CID match are only done if supporter has EN CID or email address.

Supporter ID	EN CID	First Name	Last Name	Email	First Gift Date	Last Gift Date	City	Province or State	Country	LINKS CID	LINKS Name	LINKS CID Match Condition	LINKS AG Donor Type	Alumni	Faculty/Staff Parent	Student	EN New Donor	C	
Grand Total																			
21998					3/6/2024 9:00:00 PM	4/1/2024 9:00:00 PM	Null	Null				(No Match)	(Non-Alum)	(Not F/S)	(Not Parent)	(N/A)	New Donor		
35316					4/4/2024 12:32:48 PM	4/4/2024 1:08:44 PM	Burnaby	BC	Canada			(No Match)	(Non-Alum)	(Not F/S)	Parent	(N/A)	New Donor	C	
82003					4/4/2024 8:10:56 AM	4/4/2024 8:53:28 PM	Langley	BC	Canada			EN CID/Email/LN/	LYBUNT	(Non-Alum)	(Not F/S)	Parent	(N/A)	(N/A)	C
81741					4/2/2024 9:00:00 PM	4/2/2024 9:00:00 PM	Null	Null				(No Match)	(Non-Alum)	(Not F/S)	(Not Parent)	(N/A)	New Donor		
21772					3/10/2024 9:00:00 PM	3/26/2024 9:00:00 PM	Belcarra	British Colu.	Canada			(No Match)	(Non-Alum)	(Not F/S)	(Not Parent)	(N/A)	New Donor	C	
77443					4/4/2024 1:23:55 PM	4/4/2024 1:38:07 PM	Vancouver	British Colu.	Canada			EN CID/Email/LN/	LYBUNT	(Non-Alum)	(Not F/S)	Parent	(N/A)	(N/A)	C
51434					4/3/2024 4:41:01 PM	4/5/2024 12:00:31 AM	Vancouver	BC	Canada			Email/LN/FN	LYBUNT	Alumni	Faculty/Staff Parent	(N/A)	(N/A)	C	
54557					4/4/2024 9:28:35 AM	4/4/2024 3:38:50 PM	Kelowna	BC	Canada			Email only	LYBUNT	(Non-Alum)	(Not F/S)	Parent	(N/A)	(N/A)	C
84055					4/4/2024 9:25:07 AM	4/4/2024 2:32:34 PM	Kelowna	BC	Canada			Email/LN/FN	LYBUNT	Alumni	Faculty/Staff (Not Parent)	(N/A)	(N/A)	C	
15416					4/4/2024 12:10:15 AM	4/4/2024 9:44:58 PM	Lake Country	British Colu.	Canada			Email/LN	LYBUNT	(Non-Alum)	Faculty/Staff Parent	(N/A)	(N/A)	C	
55834					4/4/2024 5:42:43 PM	4/4/2024 6:19:11 PM	Kelowna	British Colu.	Canada			EN CID/Email/LN/	LYBUNT	(Non-Alum)	Faculty/Staff (Not Parent)	(N/A)	(N/A)	C	
83937					4/4/2024 1:26:35 PM	4/4/2024 3:18:24 PM	Kelowna	BC	Canada			(No Match)	Alumni	Faculty/Staff (Not Parent)	(N/A)	New Donor	C		
27095					4/4/2024 7:33:13 PM	4/4/2024 7:59:17 PM	Karawara	Western Au.	Australia			EN CID/Email/LN/	LYBUNT	(Non-Alum)	Faculty/Staff Parent	(N/A)	(N/A)	A	
4202					4/4/2024 2:37:13 PM	4/4/2024 3:52:45 PM	Kelowna	BC	Canada			Email/LN	LYBUNT	(Non-Alum)	Faculty/Staff Parent	(N/A)	(N/A)	C	
39984					4/4/2024 5:59:42 AM	4/4/2024 8:20:52 PM	Nanaimo	BC	Canada			EN CID only	LYBUNT	Alumni	Faculty/Staff Parent	(N/A)	(N/A)	C	
34400					4/4/2024 12:39:18 PM	4/4/2024 12:58:04 PM	Minneapolis	Minnesota	United States			Email/LN	NON-DONOR	(Non-Alum)	(Not F/S)	Parent	(N/A)	New Donor	U
54938					4/4/2024 9:11:29 PM	4/4/2024 9:44:38 PM	Vernon	BC	Canada			(No Match)	(Non-Alum)	Faculty/Staff (Not Parent)	(N/A)	New Donor	C		
89792					4/4/2024 8:36:04 PM	4/4/2024 8:59:41 PM	Vancouver	BC	Canada			Email/LN/FN	LYBUNT	(Non-Alum)	Faculty/Staff (Not Parent)	(N/A)	(N/A)	C	
56971					4/4/2024 12:00:21 AM	4/4/2024 9:58:29 PM	Calgary	CA-AB	Canada			EN CID/Email/LN/	LYBUNT	(Non-Alum)	(Not F/S)	Parent	(N/A)	(N/A)	C
35991					4/4/2024 12:02:43 AM	4/4/2024 11:57:00 PM	Markham	ON	Canada			EN CID/Email/LN/	LYBUNT	(Non-Alum)	(Not F/S)	Parent	(N/A)	(N/A)	C
25685					4/4/2024 10:34:52 PM	4/4/2024 11:01:55 PM	DELTA	BC	Canada			EN CID/Email/LN/	LYBUNT	Alumni	(Not F/S)	Parent	(N/A)	(N/A)	C
50066					4/4/2024 12:00:51 AM	4/5/2024 12:00:19 AM	Vancouver	British Colu.	Canada			Email/LN/FN	LYBUNT	(Non-Alum)	(Not F/S)	Parent	(N/A)	(N/A)	C
57156					4/4/2024 4:04:36 AM	4/4/2024 8:49:39 PM	Toronto	Ontario	Canada			Email/LN	LYBUNT	(Non-Alum)	(Not F/S)	Parent	(N/A)	(N/A)	C
66070					4/4/2024 12:36:45 PM	4/4/2024 8:00:00 PM	Vancouver	BC	Canada			EN CID/Email/LN/	LYBUNT	(Non-Alum)	(Not F/S)	Parent	(N/A)	(N/A)	C