

**LET'S** *transform*

**HEALTH CARE** >>







# The **WORLD** is calling ...

For bold innovation to answer to health care's biggest challenges,  
To unravel the underpinnings of unsolved puzzles, to preserve  
health and cure diseases, and to educate physicians and scientists  
who will help shape the best possible future.

There is a difference between being a great hospital today and  
creating better care for tomorrow.

For 175 years, the citizens of our state and colleagues across the  
country and around the world have looked to us as an engine of  
ideas, a source of new solutions, and a community of caring.

In this moment, we want to make groundbreaking care accessible  
across Michigan,

Take giant leaps forward in biomedical science and engineering,  
And train the next generation of medical leaders.

If you are looking for inspiration and hope, Look to Michigan.

If you are looking for action and change, Look to Michigan.

And if you are looking for an opportunity to make the greatest  
difference in people's lives through transformative answers,

---

***Look to Michigan.***

***Determination, collaboration, and leading-edge technology pave the way for extraordinary care.***

As a toddler, Martina's life-threatening, massive chest tumor demanded a level of surgical precision beyond most hospitals. With the help of 3D printing, a multidisciplinary team led by Erika Newman, M.D., chief of pediatric surgery, created a tumor replica that they then used to plan the delicate operation. Dr. Newman is the Michael W. Mulholland M.D., Ph.D. Distinguished Professor of Surgery. Because of our generous supporters, we are equipped to deliver groundbreaking care and a second chance at life for even the most challenging cases.



# Progress and **PROMISE**

We are celebrating 175 years of leadership in medicine and charting a bold course to the future. The university's Vision 2034, a strategic framework for impact, creates a clear path for innovation and service to the common good. As part of becoming the defining public university, we will leverage our interdisciplinary excellence and collaboration to impact the greatest health challenges in our state and our world. We are launching the Michigan Medicine fundraising campaign to fulfill this transformative vision.

In nearly two centuries of momentum and growth, our supporters — farmers, teachers, auto workers, entrepreneurs and business owners, and many others — have driven us forward. You and people like you have been behind every hospital, every comprehensive institute and center, every innovation incubator, and every moment of inspiration and understanding in medical and graduate education. Here, we outline the philanthropic opportunities for impact that will advance these defining priorities. And this is only the beginning. What else can we envision? Together, we can ensure our families, friends, neighbors, and those we may never meet benefit from our care, our discoveries, our facilities, and the expertise of those we train. Today we begin a new journey toward inspiring the next surge of Michigan Answers that will define the future of medicine.

## Our five defining priorities:

**1**

Enhance and expand access to world-class *patient care*

**2**

Imagine and innovate in *biomedical and clinical research*

**3**

Aspire and achieve in *medical and graduate education*

**4**

Create forward-looking *health care facilities*

**5**

Propel progress in *health equity*

» » » We make

# HISTORY!

Who better to shape the future of health care?



1850

The first university to make its medical school a full part of the university, with physicians as faculty and a goal to be "an example worthy of imitation"

1870

First major medical school to offer admission to women



1947

First Veterans Readjustment Center at a U.S. teaching hospital

1968

First coronary bypass operation and first heart transplant in Michigan



1869



First university-owned hospital

1906

Opened the first hospital devoted to definitive diagnosis and treatment of mental illness



1955



First large-scale clinical trial of the Salk polio vaccine in kids



2001

Nation's first comprehensive facility for depression and related diseases, today the Frances and Kenneth Eisenberg and Family Depression Center

2018

The Rogel Cancer Center is first in Michigan to offer all FDA-approved CAR T-cell therapies



2020



Tepezza becomes the first drug treatment for thyroid eye disease, based on work led by faculty member Terry Smith, M.D.

Faculty member Francis Collins, M.D., and team isolate the gene for cystic fibrosis — the first disease shown to result from changes in a gene



1989

2015



Emergency Critical Care Center, one of the first of its kind in the nation

ECMO, developed decades earlier to save premature babies' lives by emeritus faculty member Robert Bartlett, M.D., used to treat desperately ill COVID-19 patients around the world



2020

2023



FDA approves histotripsy for liver tumors — sound waves for knifeless surgery



***Creating a new global standard to combat cardiovascular disease.*** Caring for a patient with a left ventricular assist device — a mechanical pump implanted in the chest to help a weakened heart pump blood — requires specific expertise. Caty Johnson, RN, DNP, recognized a need to refine and share best practices. With an innovation grant supported by philanthropy, she established a certification exam that has educated and certified care providers across 37 states and three countries in this highly specialized field. Today, our home team of certified care managers includes nurses and other clinicians. They ensure patients are receiving the highest standard of care to extend and improve their lives.

Enhance and expand access to  
**WORLD-CLASS  
PATIENT CARE**

We care for hundreds of thousands of patients each year — people we pass in the grocery store, meet in our neighborhoods, and hug in our homes. We are dedicated to creating and providing the best possible health care for every condition, common or rare. Our historical charge is to advance the capabilities of medicine and health care everywhere, while increasing the accessibility to that life-changing care across our state.

Michigan Medicine is physically transitioning from an academic medical center in Ann Arbor to a statewide academic health system that is elevating health care for all — the University *for* Michigan. We are expanding access to complex care, leading-edge technology, and new treatments, including through clinical trials. And we can do more, together, through this campaign. We can (and must) make care easier to navigate, less invasive, more preventive, and more effective. We will lead the development of improved best practices and standards of care. Cures and treatments that start here will benefit our families and communities, and they will radiate globally.



- **4.1 million** outpatient visits annually
- **190** ambulatory care sites
- Serving people from all **83** Michigan counties



## Using nuclear medicine to revolutionize cancer treatment

We are at the forefront of a dynamic paradigm shift in precision cancer care. Simultaneously employing diagnostic and therapeutic radiopharmaceuticals, theranostics uses imaging to identify tumors and points of metastases in combination with radiotherapy to deliver cytotoxic radioactivity directly to its target. The result is greater impact and fewer side effects than traditional chemotherapy. Each theranostic cancer treatment is personalized for the patient. Here, the radiochemistry team is sending a dose via a pneumatic tube to the nuclear pharmacy and technologist teams that will administer it to a patient, which has to happen very quickly because of short radioactive half-lives. Currently used in neuroendocrine tumors and prostate cancer, there are many more applications on the horizon — and we will lead the way. Philanthropy can drive innovation that will advance this technology and save lives.



## OPPORTUNITIES FOR IMPACT




Enhance and expand  
access to **WORLD-CLASS  
PATIENT CARE**



### ■ **Recruit and retain outstanding clinical faculty**

Exemplary physicians from diverse backgrounds who are also leaders in their fields are our foundation. They are inspired by patients to move medicine forward through research. We seek support for endowed professorships and our Retain Academic Leaders program to lead bold change as we provide life-changing care.



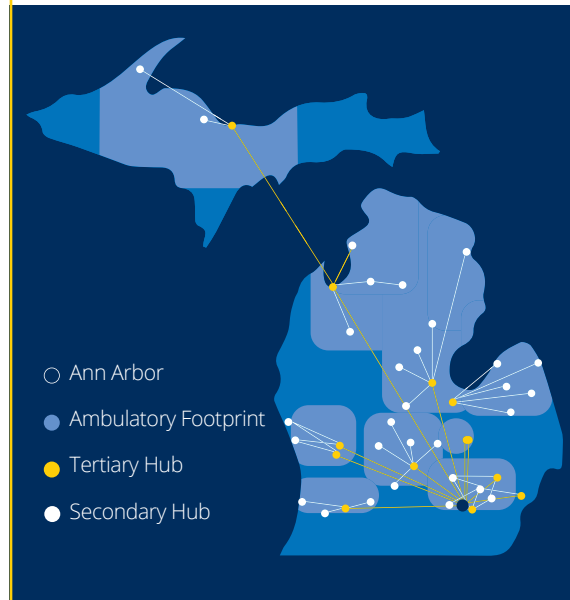
### ■ **Create the ideal patient experience at the right time, in the right place**

Imagine seamless navigation among specialists and increased access to providers closer to where patients live. With your help, we will innovate in telehealth and home care, and in at-home diagnostic testing and patient monitoring. We will bridge imaging and treatment in new ways and strive to make care less invasive with technologies such as robotic and incisionless surgery. We will explore more effective yet less intensive cancer therapies and mine data for insights that can make therapies more precise.



■ **Give children and adults more options through clinical trials**

We envision bringing more discoveries into clinical application, testing novel and repurposed compounds, and leveraging our leadership to ensure patients have access to the most cutting-edge care. We will accelerate treatments for cell therapies, gene therapies, surgical breakthroughs, and medical devices.



■ **Enhance our statewide network of care**

We are forging new models of collaborative excellence, including for high-risk pregnancies, congenital disorders, cardiovascular disease, cancer, blinding eye conditions, mental health, physical rehabilitation, and more. Help us expand these efforts.



■ **Support wellness for care providers**

Hardship funds. Recharge rooms. Compassionate support. To ensure we have a top-level workforce, let's make impactful investments that promote well-being across our enterprise.



**WHY I GIVE**

**I hope to see a cure for cancer during my lifetime.**

***Our team is a leader in pancreatic cancer research and care, with a vision to double the survival rate in the next 10 years.***

Nowhere will you find a more innovative and impactful group of clinicians and scientists joined together on one campus, advancing knowledge and new treatment approaches for pancreatic cancer patients. Led by Costas A. Lyssiotis, Ph.D., the Maisel Research Professor of Oncology; Marina Pasca Di Magliano, Ph.D., the Maude T. Lane Professor of Surgical Immunology; and Timothy Frankel, M.D., the Maude T. Lane Professor of Surgical Oncology, more than 60 doctors and scientists from 10 medical departments are united as teammates. We are developing early detection methods, innovating to create new treatments, and training the next generation of game changers. Philanthropy has been at the heart of each leap forward and is accelerating us toward breakthroughs in early detection and transformative treatments.



Imagine and innovate in  
**BIOMEDICAL** and  
**CLINICAL RESEARCH**

This is a time for unconstrained innovation. Advances in technology, artificial intelligence, data science, and biomedical research are transforming our understanding of diseases and changing the course of health care. Our leading research ecosystem is poised to propel significant progress, with nine leading basic science departments with the breadth and depth of talent and expertise needed to move the needle across diseases, conditions, traumas, and populations.

Together, we can reimagine research to turn lethal diseases into manageable conditions and leverage hundreds of thousands of patient experiences to inform one person's treatment. There's so much potential. Your support will enable us to test hypotheses and get projects over the finish line.




- Our faculty, which includes some of the most-cited scientists in the world, generates an average of **32** peer-reviewed publications per day
- We have been in the top **15** in National Institutes of Health funding for nearly four decades, thanks in part to early-stage and sustaining philanthropy

The background of the slide is a grayscale photograph of a laboratory. In the foreground, a person wearing a white lab coat and safety glasses is looking down at a piece of equipment. In the background, another person is partially visible. The scene is brightly lit, typical of a clinical or research setting. A large white text box is overlaid on the left side of the image, with a yellow decorative shape at its bottom right corner. The text box contains a bold title and a paragraph of text.

## **Replacing missing islet beta cells may be key to curing diabetes**

Beta cells produce insulin to normalize glucose; for people with type 1 diabetes, these beta cells have been lost. Led by Lonnie Shea, Ph.D., and Scott Soleimanpour, M.D., we are exploring the use of stem cells to create and implant insulin-producing beta cells using new techniques that don't require immunosuppression, which is part of current longitudinal stem-cells-to-beta-cells treatment, possibly for life. We have identified a method to deliver beta cells on scaffolding, which protects them from environmental stressors in the body, showing promise for transplanted islets to thrive. Dr. Shea is the Steven A. Goldstein Collegiate Professor of Biomedical Engineering. Philanthropic funding was critical to advancing the early stages of the scaffolding technology, and supporters of diabetes research have made a tremendous impact on progress. Gifts from individuals and grants from foundations continue to move this research forward.



## OPPORTUNITIES FOR IMPACT

# 2

Imagine and innovate in  
BIOMEDICAL and  
CLINICAL RESEARCH



### ■ Transform medicine through innovation

This is a time for daring innovation. We seek to fuel research that seizes great potential, leverages data science and artificial intelligence, advances biomedical understanding and drug discovery, and so much more. We will foster creativity, curiosity, and inspiration, accelerating the work of scientific entrepreneurs motivated to bring cures and new solutions to patients.



### ■ Support top scientists and medical researchers

For faculty members who devote their careers to advancing knowledge to improve health, each gift of support is a vote of confidence. Professorships at every career stage, flexible funding, and innovation grants help us recruit and retain the best scientists and the best teams — catalyzing the most far-reaching achievements.



■ **Fuel bold, collaborative programs and projects**

Every dollar given to research contributes to a pipeline of discovery and accelerates progress. Fund high-risk, high-reward projects, help researchers navigate toward outside funding or commercialization, and provide game-changing grants to multidisciplinary or multi-institutional teams that are taking on diseases from childhood cancers to Alzheimer's disease and stroke.



■ **Expand prevention and health policy research**

Medicine is not only about curing disease — we must prevent it. As we seek to expand our focus on prevention and wellness, we are looking at aging and genetics to get ahead of disease. We are asking and answering important questions about kids and technology. We are guiding gun control and opioid policies that reduce harm and save lives. There's much more. Join us in challenging the status quo and pursuing solutions that enable everyone to live their healthiest life.



**WHY I GIVE**

**C.S. Mott Children's Hospital and their staff of caring professionals saved my grandson's life. He suffered a year of weekly visits for his chemotherapy. He is currently a 5-year-old, vibrant, and delightful menace.**



***Fellowships ignite sparks of discovery and launch promising careers in science and medicine.*** Fellowships that support learners across the basic sciences and medical specialties are a key fundraising priority. We are fortunate to guarantee that all biomedical engineering doctoral students receive full funding as they work toward their Ph.D.s. Here, graduate students Deepthi Suresh and Noelle Toong work with Paul Jensen, Ph.D., to advance an artificial intelligence agent that uses game-playing robots to answer scientific questions. BacterAI can assign autonomous scientific experiments for robots that eventually lead to answers that would normally take humans years to discover.




Aspire and achieve in

# MEDICAL and GRADUATE EDUCATION



Education is not just our legacy for the future — it elevates everything we do today. Our talented learners inspire us with their unbounded commitment to making the world a better place. Their questions challenge us. Their vigilance, advocacy, and connections to our communities keep us focused on optimizing every element of health care.

Training outstanding physicians and scientists is a key route toward transforming health care. As one of the top medical schools in the country, we are setting the standard for discourse, intellectual rigor, and creativity. We are challenging and improving traditional educational models, and we are developing leaders who will enrich the future. Our students become department chairs and deans, health care leaders, busy and beloved rural doctors, prize-winning scientists, successful medical entrepreneurs and industry leaders, and much more. In our most recent Medical School class, 15% are first-generation medical students, 15% are members of populations that are underrepresented in medicine, and 47% are receiving scholarships. Their dreams are big and varied, and gifts to education will help drive the success of future leaders in medicine.



- **780+** medical students
- **100+** medical scientist trainees
- **1,300+** residents and fellows



### **Making dreams a reality, inspiring future leaders in medicine**

Scholarship gifts enable the brightest and best learners to pursue their passions in medicine, without the stress of loan debt or financial hardship. Medical students are better able to conduct promising research, provide outreach and care for underserved populations, pursue leadership and interest-based opportunities, and support one another through affinity groups and more. Second-year medical student and Dean's Scholarship recipient George Yacoub, pictured in the Clinical Simulation Center, is grateful. "The moment of getting that scholarship was very freeing. I felt like I could be any kind of doctor I wanted to be. Thank you for these contributions that truly and genuinely change lives."



## OPPORTUNITIES FOR IMPACT

# 3

Aspire and achieve in  
MEDICAL and  
GRADUATE EDUCATION



### ■ Expand opportunity and impact through scholarships

Scholarship support is critical as we seek to ensure that talented and dedicated students aren't kept from making their important contributions to medicine and society based on economic disadvantage. Scholarships are essential for many students to become doctors or to pursue careers caring for under-resourced populations, without being hindered by enormous debt.



### ■ Propel careers in science and medicine through fellowships

Support for fellowships is a targeted investment that benefits future leaders. Fellowships fund personalized, advanced training programs for highly motivated physicians and postdoctoral research scientists. The mentorship and professional development they provide become launching pads for successful subspecialty clinical practices and creative, independent research programs. Fellowships ensure that a pipeline of top talent remains focused on the next big breakthroughs.



#### ■ Innovate in medical education

Do current educational guidelines result in the best physicians and scientists? Our goal is to lead the country in evidence-based education. We are challenging historical assumptions about physician education and training that were developed in a dramatically different health care context. We are exploring and testing new ways of teaching and learning across the spectrum of medical and graduate education programs. You can help us leverage data, analytics, and technology to improve curriculum, personalize instruction, and refine assessment — to ensure every graduate achieves their greatest potential and optimal impact.



### WHY I GIVE

**The Medical School turned me into a great physician, and I hope it continues for many years to come.**



#### ■ Ensure student well-being


Our students, residents, and fellows are under a unique set of pressures, and support for programs that ensure their well-being — including our affinity groups, hardship fund, and facilitated access to mental health services — will put them in the best position to succeed now and for a lifetime. Supporting our learners to flourish amidst challenging circumstances, and to develop habits of self-care for the future, helps to optimize their contributions to patients and the profession.



***Philanthropic gifts can make an investment in groundbreaking clinical and research environments possible.*** That includes spaces like the Aikens Hybrid Operating Suite. Double the size of a regular operating room, it is home to lifesaving, multispecialty procedures by cardiologists, cardiothoracic surgeons, vascular surgeons, and interventional radiologists. And it is enabling us to advance research and new approaches to care. Our team and our patients are ready for another one. This is one of many opportunities to lay the foundation for new strides forward in health care.




# Create forward-looking **HEALTH CARE FACILITIES**



Since its inception, our health care enterprise has been a resource for the citizens of our state. From our original 20-bed hospital — the first hospital owned by a university in the United States — to today’s hospitals, research buildings, and Medical School, our facilities have enabled world-renowned faculty and staff to meet the needs of the sickest children and adults, advance the most challenging areas of medicine, and prepare future leaders for health care demands and opportunities.

We are in our next critical clinical expansion phase, seeking to create transformative environments across our academic medical center and statewide health care network.


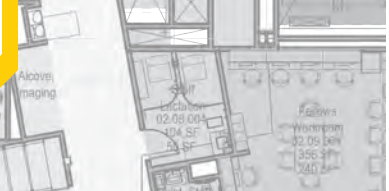

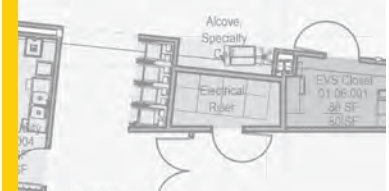

Our vision is to increase access to our services and expand our contributions to health through investments in breakthrough facilities and equipment. In research, we will grow our capacity for computing and data analysis, and we will add new laboratory space for discovery research and clinical trials. And our education spaces will embody the dynamic and engaging approaches to learning that can capture imaginations, ignite passions, inspire discovery, and cultivate intellectual and technical expertise. Your support can provide these resources to patients and families — and advance medicine and medical education for all.





## A building that cares for you better

Years in the making, the D. Dan and Betty Kahn Health Care Pavilion is at the forefront of new hospital design. Thoughtfully set up to facilitate collaboration and collaborative treatments, it anticipates the revolutions in care that are on the horizon. Our newest adult hospital will expand access to complex specialty care, including for patients with cardiovascular and thoracic conditions, and create a revolutionary environment for patients with epilepsy, those suffering from strokes, and people facing other neurological conditions. With 264 private rooms, all of which are capable of converting to intensive care if needed, it will position us to take on any emergency or public health challenge facing our community and our state. This new hospital is being funded through a combination of funds from operations, a bond issue, and charitable donations. It's a commitment unlike any other, built on a foundation of remarkable dedication and partnership.





## OPPORTUNITIES FOR IMPACT

# 4

Create forward-looking  
HEALTH CARE FACILITIES



### ■ Create the hospital of the future

We are building a landmark adult hospital — the D. Dan and Betty Kahn Health Care Pavilion — that will be home to our first comprehensive neurosciences center and innovative clinical facilities for otolaryngology, oral and thoracic surgery, cardiovascular care, and more. The state-of-the-art hospital will enable us to expand access to complex specialty care and provide our state and region with the hospital of the future. Support for this forward-looking hospital will be a gift to our state and our region.



■ **Support communities while advancing medical research and education**

We are increasing patients' ability to access our nationally renowned clinical expertise and innovation close to home. We are pursuing capital projects across our statewide network, including at UM Health-Sparrow and UM Health-West. We are building a multispecialty facility in Troy, which will expand advanced diagnostic and specialty services to patients in the metropolitan Detroit area. And we recently expanded our Ypsilanti Health Center to better serve patients and the community. Gifts to support facilities and breakthrough clinical equipment will expand access and benefit patients locally and fuel advances in research and education.



■ **Revolutionize our infrastructure for research and education**

Investments in our infrastructure will increase the amount of space devoted to research, including new laboratories and clinical trial centers, and expand our high-speed research network, data storage, and access to health data. They will enhance our shared research resources, enabling us to deploy new research tools, advanced microscopy, imaging equipment, and more. And they will fuel education, providing new spaces and cutting-edge technology that will enhance experiences; promote active, engaged learning; and help bring learners, faculty, and all medical professionals together for mentorship and collaboration.



**WHY I GIVE**

**Countless doctors, nurses, caregivers, and researchers devote their entire careers, and their love, to providing world-class medical treatment and care for the many patients at the hospital. Thank you, thank you, thank you!**



***Out with the speculum.*** Diane Harper, M.D., MPH, led the first U.S.-based study to develop an equally accurate, but more comfortable — and socially equitable — self-swab test for cervical cancer. Approved by the FDA in May 2024, this is the first innovation in cervical cancer screening since the invasive PAP test was introduced almost a century ago. The new test, which screens for cancer-causing HPV, is revolutionizing care by removing the cultural and physical barriers that discouraged participation in screening. It is empowering the patients pictured here and people across the country, offering greater control over their bodies and their health. Dr. Harper's next goal? A cure for HPV.



# Propel progress in **HEALTH EQUITY**



Imagine that everyone, regardless of background, has a fair and just opportunity to attain their highest level of health and to be a part of providing health care to others. Our committed faculty members, staff, and learners are well positioned to advance the growing body of research that shows how we can partner with our communities to close health equity gaps and foster opportunities for careers in medical professions. The breadth and depth of opportunity is great, and we are building on a long history of service and advocacy. Our goal is to provide affordable, effective care to people throughout our state and to promote health, action, and collaboration locally and globally.





## **Your next orthopaedic surgeon? We're resetting the norm**

Michelle Caird, M.D., chairs the Department of Orthopaedic Surgery and is striving to make her field more inclusive. She is pictured here with residents and faculty from all backgrounds, on their way to becoming leaders and best in a top specialty. It's an intentional pursuit to create an equitable pipeline of surgeons and scientists, clearing a path for greater opportunity and access to providers who will be able to connect with more patients, more fully, for more complete recovery. Dr. Caird is the Harold W. and Helen L. Gehring Professor, a professorship endowment that helps ensure time for mentorship as well as local and national leadership.



SKYTRON

AURORA



CRANIAL RIBS  
SKELETON  
HANDIBLE LIG  
WOMEN RIBS  
CRUIT ID

AMERICAN  
RIBS

M  
Deja Fu

## OPPORTUNITIES FOR IMPACT



Propel progress in  
HEALTH EQUITY



### ■ Increase patient programs, including in socioeconomically vulnerable areas

Our guiding principles for health equity emphasize the importance of community collaboration. We seek pilot funds to fuel programs for under-resourced populations. Your gifts can help expand programming across the state and make mobile health care services such as mammography available to communities that need equitable access to education, prevention, and screening.




### ■ Fuel community outreach and social support services

We seek to enhance partnerships with communities to address social determinants of health. Together, we can propel community initiatives that promote health, bolster the resilience of families exposed to adversity, provide nutrition education, address food insecurity, and more.



### WHY I GIVE

**I love these resources in my community.**



■ **Enhance the diversity of students across the health sciences**

Your support can help us promote health careers to populations that are underrepresented in medicine, benefiting our health system and our communities. Gifts to programs that inspire and prepare high school students and assist undergraduates who aspire to be physicians and medical researchers can have a great impact on individuals and communities. We also seek to develop a tuition-assistance program for people interested in health sciences but who face roadblocks to enrollment.



■ **Advance health equity research to transform medicine**

We are researching gaps in access to health care as well as measuring and sharing the results of programs that address them. We have launched a first-of-its-kind program to identify inequities in pediatric health care and design interventions to fix them. Plus, we run local and national programs that impact populations including veterans, children, and older adults. Philanthropy is advancing this work, including enabling students to work with communities around the world to co-design and implement novel solutions for health challenges.



■ **Expand the breadth of our clinical education settings**

Providing medical students and residents with opportunities to learn in under-resourced settings will enhance their education and inspire some toward careers focused on uplifting those most vulnerable and with the highest needs in our society. Supporting the creation of partnerships with new clinical sites (Federally Qualified Health Centers, rural practices, homeless shelters, and more) with excellent faculty preceptors may change the course of some learners' careers and provide enhanced access to care where it is most needed.

As the world looks to  
**MICHIGAN,**  
we look to **YOU**

We are a statewide academic health system impacting the nation and the world, privileged to serve the public good. You can help make more possible. More outstanding caregivers serving others. More contributions to science. More advancements in therapies. More cures. Your support can lead to the next breakthrough in cancer treatment, in cardiovascular care, in children's health, in the area that means the most to you, your family, and your community.

You are part of a family of supporters that is strong and growing. Working together, we can improve the world we live in. We believe in you, and we are grateful that you believe in us.

"If we leverage the collective nature of our unique excellence across our breadth of disciplines, we will make contributions to health care that none of us can imagine today."

**Marschall S. Runge, M.D., Ph.D.**

Dean, University of Michigan Medical School  
Executive Vice President for Medical Affairs, U-M  
CEO, Michigan Medicine  
McKay Professor, Medical School



***We're striving to end the leading cause of age-related blindness.*** As we age, our eyes lose the ability to clear fats. The accumulation of fatty debris destroys the light-detecting cells in our eyes. This causes dry age-related macular degeneration, which has no cure and leads to blindness. We're using models to identify drugs that can prevent and clear these fats so people can keep their vision for a lifetime. Philanthropy enabled Jason Miller, M.D., Ph.D., and a dedicated laboratory team to double the size of their research program and pursue transformative collaboration across specialties, greatly speeding progress. Dr. Miller is the James Grosfeld Endowed Professor of Ophthalmology and Visual Sciences.



**MICHIGAN MEDICINE**  
UNIVERSITY OF MICHIGAN

*for* world-class care that saves and improves lives

*for* discoveries that prevent and cure

*for* medical education that develops next-gen leaders

*for* innovations that accelerate equity in our state and globally

*for transformative answers* ▶  
**Look to Michigan**

Michigan Medicine Office of Development | 777 E. Eisenhower Pkwy., Suite 650, Ann Arbor, MI 48108 | 734-998-7705 | [www.michiganmedicine.org/giving](http://www.michiganmedicine.org/giving)

Executive Officers of Michigan Medicine: Marshall S. Runge, M.D., Ph.D.; Debra F. Weinstein, M.D.; Steven L. Kunkel, Ph.D.; David C. Miller, M.D., MPH

The Regents of the University of Michigan: Jordan B. Acker, Michael J. Behm, Mark J. Bernstein, Paul W. Brown, Sarah Hubbard, Denise Ilitch, Ron Weiser, Katherine E. White, Santa J. Ono (*ex officio*)

© 2024 The Regents of the University of Michigan | A Non-discriminatory, Affirmative Action Employer